

NEMO

PRICE LIST 2025

Made in Italy

INDEX

04

FLOOR

12

PENDANT

34

TABLE

43

WALL

61

WALL / CEILING

66

CEILING

68

SYSTEMS

77

ACCESSORIES

82

PRESENTATION TOOLS

83

APPENDIX

95

CODES LIST

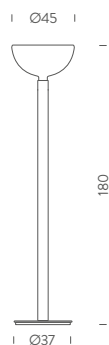
FLOOR



AM2C F.Albini, F.Helg, A.Piva, M.Albini

version	max power	source	voltage	lum. flux	CCT	switching	finish	code	Euro
	250W	E27	230V			dimmable on cable according to bulb	chrome/white glass	ALB EHW 22	1575,00
<i>note</i> IP20, cable length 3,2m									<i>Prices without bulb</i>

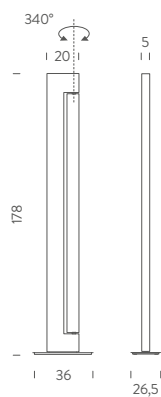
ERC



AM2Z F.Albini, F.Helg, A.Piva, M.Albini

version	max power	source	voltage	lum. flux	CCT	switching	finish	code	Euro
	250W	E27	230V			dimmable on cable according to bulb	chrome/chrome	ALB EHH 22	2095,00
<i>note</i> IP20, cable length 3,2m									<i>Prices without bulb</i>

ERC



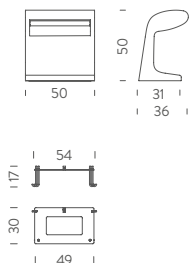
ARA LED Ilaria Marelli

version	max power	source	voltage	lum. flux	CCT	switching	finish	code	Euro
	23+45W	LED board + linear LED	230V	2390+3426lm	2200-3000K	double switch dim to warm on board	white/white	ARA LWW 24	1525,00
							anthracite/anthracite	ARA LXX 24	1525,00
							champagne/polished	ARA LDL 24	1555,00
							anthracite/polished	ARA LXL 24	1555,00
							moka/polished	ARA LML 24	1555,00

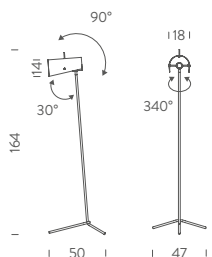
note CRI 85, IP20, cable length 2,7m, orientable diffuser, white RAL 9003, anthracite RAL 7016, champagne RAL 9007, color temperature from 2200K (at min.) to 3000K (at max.), also available in 120V

ERC

BORNE BÉTON GRANDE Le Corbusier

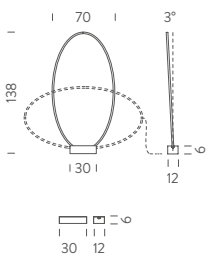


version	max power	source	voltage	lum. flux	CCT	switching	finish	code	Euro
	38,5W	LED board	110-240V	1920lm	3000K	ON/OFF	concrete	BBG LDW 23	1420,00
accessories	vandal proof fixing plate							BBG FIX 21	175,00
note	CRI 80, IP44, cable length 3m, body and cable IP65 rated, more specifications on appendix section								



CLARITAS Vico Magistretti, Mario Tedeschi

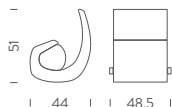
version	max power	source	voltage	lum. flux	CCT	switching	finish	code	Euro
	150W	E27	230V			dimmable on cable according to bulb	black	CLA ENN 21	785,00
note	IP20, cable length 3,3m, black RAL 9005, orientable								<i>Prices without bulb</i>



ELLISSE Federico Palazzari

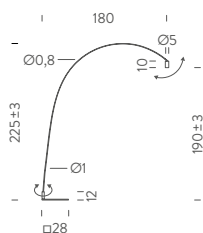
version	power	source	voltage	lum. flux	CCT	switching	finish	code	Euro	
	66W	linear LED	110-240V	3450lm	2700K	dimmable on cable	black	ELP LNN 21	1115,00	
							gold polished anodized	ELP LGN 21	1635,00	
accessories	base							black "marquinià" marble	ELP BNN 21	420,00
note	CRI 85, IP20, cable length 5m, black RAL 9005									





ESCARGOT Le Corbusier

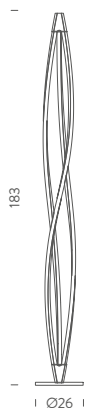
version	max power	source	voltage	lum. flux	CCT	switching	finish	code	Euro
	160W	E27	230V			dimnable on cable according to bulb	brass	ESC EGG 11	12580,00
<i>note</i> IP20, black textile cable length 3,5m, LED 4-25W, HALO 25-160W									<i>Prices without bulb</i>



FOX Bernhard Osann

version	max power	source	voltage	lum. flux	CCT	switching	finish	code	Euro
	15W	LED board	110-240V	839lm	2700K	dimnable on cable	black	FOX LN2 21	860,00
							white	FOX LW2 21	860,00
							titan grey	FOX LD2 21	895,00
							gold	FOX LG2 21	895,00

note CRI 90, IP20, cable length 3,5m, honeycomb accessory included, 90° orientable spot, 40° orientable body, 60° optic, black RAL 9005



IN THE WIND Arihiro Miyake

version	max power	source	voltage	lum. flux	CCT	switching	finish	code	Euro
	58W	linear LED	110-240V	2570lm	2700K	dimnable on cable	white	ITW LWW 22	1945,00
							black	ITW LNW 22	1945,00
							titan grey	ITW LDW 22	2065,00
							gold	ITW LGW 22	2180,00
				2850lm	3000K	dimnable on cable	white	ITW LWW 21	1945,00
							black	ITW LNW 21	1945,00
							titan grey	ITW LDW 21	2065,00
							gold	ITW LGW 21	2180,00

note CRI 85, IP20, cable length 2m, black RAL 9005, white RAL 9003



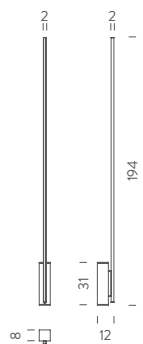


LAMPE DE BUREAU READING Charlotte Perriand

version	max power	source	voltage	lum. flux	CCT	switching	finish	code	Euro
	20W	E14	230V			switch on board	green	LDB EDV 21	415,00
							yellow	LDB EDG 21	415,00
							red	LDB EDR 21	415,00
							blue mare	LDB EDB 21	415,00
							blue grey	LDB EDC 21	415,00
							white	LDB EDW 21	415,00

note IP20, cable length 2,7m, base dark grey RAL7016, body light grey RAL7046, internal glass color white

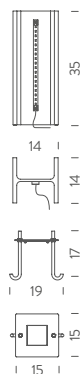
Prices without bulb



LINESCAPES Nemo

version	max power	source	voltage	lum. flux	CCT	switching	finish	code	Euro
2700K	42W	linear LED	110-240V	2050lm	2700K	dimnable on cable	white/grey	LIN LW2 22	735,00
							black/grey	LIN LN2 22	735,00
							gold/grey	LIN LG2 22	735,00
3000K	42W	linear LED	110-240V	2050lm	3000K	dimnable on cable	white/grey	LIN LWD 22	735,00
							black/grey	LIN LND 22	735,00
							gold/grey	LIN LGD 22	735,00

note CRI 85, IP20, cable length 2,5m, black RAL 9005, white RAL 9003

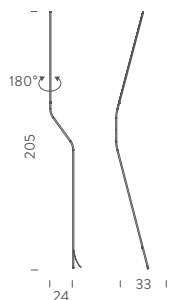


MAIS PLUS QUE CELA JE NE PEUX PAS Rudy Ricciotti

version	max power	source	voltage	lum. flux	CCT	switching	finish	code	Euro
IP44	10W	linear LED	230V	550lm	2700K	dimnable TRIAC	raw metal	RIC LME 21	445,00
IP20	10W	linear LED	230V	550lm	2700K	dimnable on cable	raw metal	RIC LMM 21	495,00
<i>accessories</i>	vandal proof fixing plate for outdoor version						grey	RIC FIX 21	90,00

note CRI 85, indoor: cable length 2,7m / outdoor: cable length 3m, body and cable IP65 rated, also available in 120V, marine version available on request (+120€); more specifications on appendix section

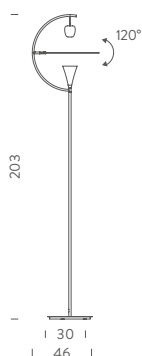




NEO Bernhard Osann

version	max power	source	voltage	lum. flux	CCT	switching	finish	code	Euro
	11W	linear LED	110-240V	600lm	2700K	dimnable on cable	black	NEO LNN 21	505,00
							gold	NEO LGN 21	505,00

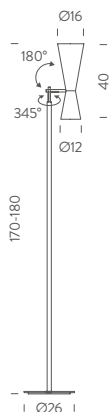
note CRI 95, IP20, cable length 3,5m, 180° orientable, wall fixing accessory included, black RAL 9005



NEWTON Andrea Branzi

version	max power	source	voltage	lum. flux	CCT	switching	finish	code	Euro
	16W	LED board	110-240V	1150lm	2700K	dimnable on cable	black glossy	NEW LNW 21	1840,00
							chrome	NEW LHW 21	1840,00

note CRI 95, IP20, cable length 3,5m, orientable diffuser



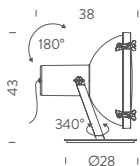
PARLIAMENT Le Corbusier

version	max power	source	voltage	lum. flux	CCT	switching	finish	code	Euro
	2x52W	E27	230V			double switch on cable	grey/whitewash	PAR EDW 22	925,00
							green/yellow	PAR EGV 22	925,00
							black/yellow	PAR ENG 22	925,00
							black/red	PAR ENR 22	925,00

note IP20, cable length 2,7m, grey RAL 7046, whitewash RAL 9002, green RAL 6016, yellow RAL 1033, black RAL 9005, red RAL 3002, whitewash inside the diffusers

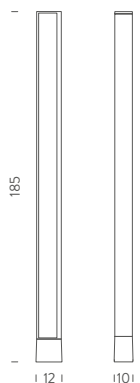
Prices without bulb





PROJECTEUR 365 Le Corbusier

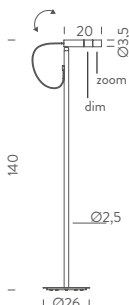
version	max power	source	voltage	lum. flux	CCT	switching	finish	code	Euro
	150W	E27	230V			switch on cable	night blue	PRJ EDW 2A	905,00
							whitesand	PRJ EWS 2A	905,00
							moka	PRJ EMS 2A	905,00
<i>note</i> IP20, cable length 2,9m, orientable									<i>Prices without bulb</i>



TRU Roberto Paoli

version	max power	source	voltage	lum. flux	CCT	switching	finish	code	Euro
	16+33W	linear LED + LED board	110-240V	2125lm (up) 1765lm (back)	2700K	dimnable on board double switch	white	TRU LWW 25	1635,00
							black	TRU LNN 25	1635,00
							titan grey	TRU LDD 25	1680,00
							gold	TRU LGG 25	1680,00
					3000K	dimnable on board double switch	white	TRU LWW 24	1635,00
							black	TRU LNN 24	1635,00
							titan grey	TRU LDD 24	1680,00
							gold	TRU LGG 24	1680,00

note CRI 85, IP20, cable length 3,3m, white RAL 9003, black RAL 9005



TYPE READING Guillaume Bloget

version	max power	source	voltage	lum. flux	CCT	switching	finish	code	Euro
	8W	LED board	110-240V	467lm*	2700K	dim and zoom on board	aluminum satin	TYP LSN 21	860,00
							black	TYP LNN 21	780,00
					3000K	dim and zoom on board	aluminum satin	TYP LSN 22	860,00
							black	TYP LNN 22	780,00

note CRI 90, IP20, cable length 2m, 360° magnetic rotation, *nominal flux, 15-60° optic, , black RAL 9005

Available



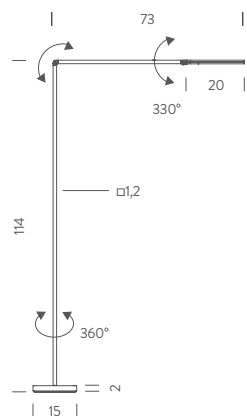
UNTITLED READING Bernhard Osann

version	max power	source	voltage	lum. flux	CCT	switching	finish	code	Euro
linear	7W	linear LED	110-240V	485lm	2700K	dimmable on board	black	UNT LN2 2A	365,00
					3000K			UNT LNN 2A	365,00
spot	6,5W	LED spot	110-240V	395lm	2700K			UNT LN2 2B	405,00
					3000K			UNT LNN 2B	405,00
gold cone	6,5W	LED spot	110-240V	395lm	2700K			UNT LN2 2C	415,00
					3000K			UNT LNN 2C	415,00
black cone	6,5W	LED spot	110-240V	395lm	2700K			UNT LN2 2D	415,00
					3000K			UNT LNN 2D	415,00

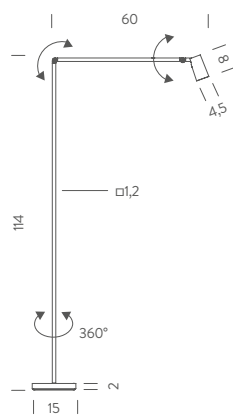
note CRI 90, IP20, cable length 2m, 40° optic LED spot, 155° joint rotation, black RAL 9005



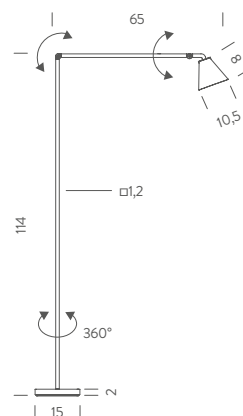
linear



spot



cone



PENDANT




AM4C F.Albini, F.Helg, A.Piva, M.Albini

version	max power	source	voltage	lum. flux	CCT	switching	finish	code	Euro
	250W	E27	230V			dimmable according to bulb	chrome/white glass	ALB EHW 53	795,00
							black/white glass	ALB ENW 53	775,00

note IP20, cable length 2,5m, black RAL 9005

Prices without bulb

ERIC



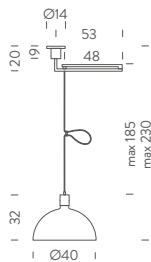
AM4Z F.Albini, F.Helg, A.Piva, M.Albini

version	max power	source	voltage	lum. flux	CCT	switching	finish	code	Euro
	250W	E27	230V			dimmable according to bulb	chrome	ALB EHH 53	1250,00

note IP20, cable length 2,5m

Prices without bulb

ERIC



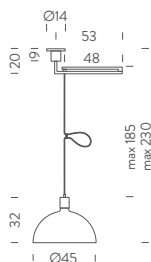
AS41C F.Albini, F.Helg, A.Piva, M.Albini

version	max power	source	voltage	lum. flux	CCT	switching	finish	code	Euro
	250W	E27	230V			dimmable according to bulb	black/white glass	ALB ENW 54	1270,00
							chrome/white glass	ALB EHW 54	1560,00

note IP20, max cable length 1,85m, orientable arm total length 1m, black RAL 9005, cable adjustable only by the loop (curved part), cable not to be cut

Prices without bulb

ERIC



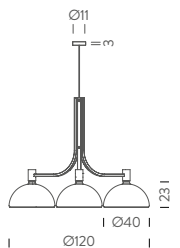
AS41Z F.Albini, F.Helg, A.Piva, M.Albini

version	max power	source	voltage	lum. flux	CCT	switching	finish	code	Euro
	250W	E27	230V			dimmable according to bulb	chrome	ALB EHH 54	2010,00

note IP20, max cable length 1,85m, orientable arm total length 1m, cable adjustable only by the loop (curved part), cable not to be cut

Prices without bulb

ERIC

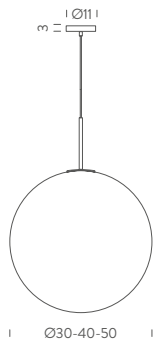


AS43C F.Albini, F.Helg, A.Piva, M.Albini

version	max power	source	voltage	lum. flux	CCT	switching	finish	code	Euro
	3x70W	E27	230V			dimmable according to bulb	black/white glass	ALB ENW 55	2995,00
							chrome/white glass	ALB EHW 55	3835,00

note IP20, cable length 2,5m, black RAL 9005

Prices without bulb



ASTEROIDE Nemo

version	max power	source	voltage	lum. flux	CCT	switching	finish	code	Euro
Ø30	100W	E27	230V			dimmable according to bulb	white/white glass	AST EWC 52	220,00
							chrome/white glass	AST EHC 52	245,00
Ø40	150W	E27	230V			dimmable according to bulb	white/white glass	AST EWC 53	285,00
							chrome/white glass	AST EHC 53	300,00
Ø50	150W	E27	230V			dimmable according to bulb	white/white glass	AST EWC 54	445,00
							chrome/white glass	AST EHC 54	460,00
note	IP20, cable length 1,5m								Prices without bulb

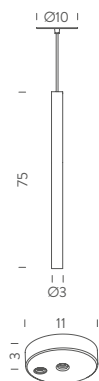
EAC



CANNA NUDA Piero Castiglioni, Roberto Menghi

version	max power	source	voltage	lum. flux	CCT	switching	finish	code	Euro
L 50cm	75W	G9	110-240V			dimmable according to bulb	satın nickel	CAN HSW 51	260,00
L 75cm	75W	G9	110-240V			dimmable according to bulb	satın nickel	CAN HSW 52	270,00
note	IP20, cable length 3m, kit G9 LED NEMO available in the accessory section								Prices without bulb

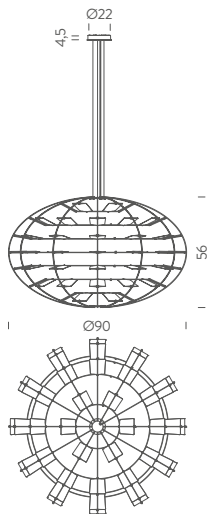
EAC



CANNA NUDA METALLO Piero Castiglioni, Roberto Menghi

version	max power	source	voltage	lum. flux	CCT	switching	finish	code	Euro	
	6,2W	LED board	110-240V	360lm	3000K		white	CAM LWW 52	315,00	
							chrome	CAM LHH 52	385,00	
accessory	canopy for ceiling mounting							white	COM KWW 41	40,00
							chrome	COM KHH 41	40,00	
note	CRI 85, IP20, cable length 2,5m, semi recessed lamp, recessed hole: Ømin4/max6 x Hmin3cm, white RAL 9003 canopy accessory for standard mounting; more specifications on appendix section									

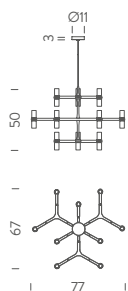
EAC



CHLORIS Arihiro Miyake

version	max power	source	voltage	lum. flux	CCT	switching	finish	code	Euro
	90W	LED board	110-240V		DTW 2700K		nickel/white	CHL LGD 51	2250,00

note IP20, cable length 2,5m, Emission: diffused, CRI 90

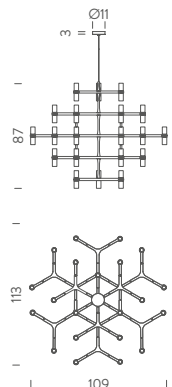


CROWN MINOR Jehs+Laub

version	max power	source	voltage	lum. flux	CCT	switching	finish	code	Euro
	12x25W	G9	110-240V			dimmable according to bulb	white	CRO HWT 51	1045,00
							black	CRO HNT 51	1045,00
							gold painted	CRO HGW 51	1050,00
							polished aluminium	CRO HLT 51	1075,00
							gold plated	CRO HOW 51	2195,00
							black plated	CRO HPW 51	2520,00

note IP20, cable length 2,5m, satin glass diffuser included, ribbed transparent diffuser available in the accessory section, kit G9 LED NEMO available in the accessory section, bulb H max: 6cm, white RAL 9003, black RAL 9005

Prices without bulb



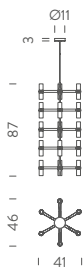
CROWN MAJOR Jehs+Laub

version	max power	source	voltage	lum. flux	CCT	switching	finish	code	Euro
	30x25W	G9	110-240V			dimmable according to bulb	white	CRO HWT 52	2310,00
							black	CRO HNT 52	2310,00
							gold painted	CRO HGW 52	2345,00
							polished aluminium	CRO HLT 52	2365,00
							gold plated	CRO HOW 52	5145,00
							black plated	CRO HPW 52	5925,00

note IP20, cable length 3,5m, satin glass diffuser included, ribbed transparent diffuser available in the accessory section, kit G9 LED NEMO available in the accessory section, bulb H max: 6cm, white RAL 9003, black RAL 9005

Prices without bulb





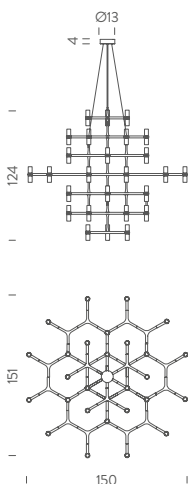
CROWN MULTI Jehs+Laub

version	max power	source	voltage	lum. flux	CCT	switching	finish	code	Euro
	15x25W	G9	110-240V			dimnable according to bulb	white	CRO HWW 58	1260,00
							black	CRO HNW 58	1260,00
							gold painted	CRO HGW 58	1300,00
							polished aluminium	CRO HLW 58	1345,00
							gold plated	CRO HOW 58	2145,00
							black plated	CRO HPW 58	2470,00

note IP20, cable length 2,5m, satin glass diffuser included, ribbed transparent diffuser available in the accessory section, kit G9 LED NEMO available in the accessory section, bulb H max: 6cm, white RAL 9003, black RAL 9005

Prices without bulb

ERC



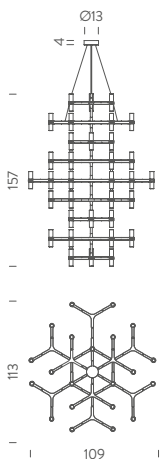
CROWN MAGNUM Jehs+Laub

version	max power	source	voltage	lum. flux	CCT	switching	finish	code	Euro
	42x25W	G9	110-240V			double, dim according to bulb	white	CRO HWW 5A	4345,00
							black	CRO HNW 5A	4345,00
							gold painted	CRO HGW 5A	4430,00
							polished aluminium	CRO HLW 5A	4525,00
							gold plated	CRO HOW 5A	7750,00
							black plated	CRO HPW 5A	8915,00

note IP20, cable length 3,5m, satin glass diffuser included, ribbed transparent diffuser available in the accessory section, kit G9 LED NEMO available in the accessory section, bulb H max: 6cm, white RAL 9003, black RAL 9005

Prices without bulb

ERC



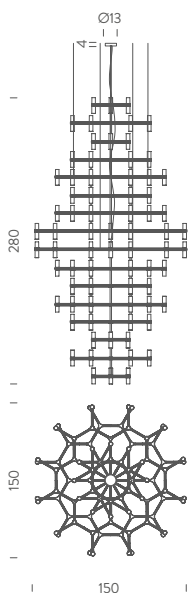
CROWN SUMMA Jehs+Laub

version	max power	source	voltage	lum. flux	CCT	switching	finish	code	Euro
	48x25W	G9	110-240V			double, dim according to bulb	white	CRO HWW 59	4910,00
							black	CRO HNW 59	4910,00
							gold painted	CRO HGW 59	4975,00
							polished aluminium	CRO HLW 59	5140,00
							gold plated	CRO HOW 59	7980,00
							black plated	CRO HPW 59	9180,00

note IP20, cable length 3,5m, satin glass diffuser included, ribbed transparent diffuser available in the accessory section, kit G9 LED NEMO available in the accessory section, bulb H max: 6cm, white RAL 9003, black RAL 9005

Prices without bulb

ERC



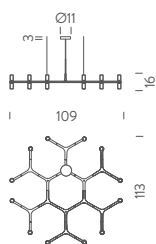
CROWN ROYAL Jehs+Laub

version	max power	source	voltage	lum. flux	CCT	switching	finish	code	Euro
	120x3W	G9	110-240V			double, dim according to bulb	white	CRO HWW 5B	16800,00
							black	CRO HNW 5B	16800,00
							gold painted	CRO HGW 5B	17325,00
							polished aluminium	CRO HLW 5B	18375,00
							gold plated	CRO HOW 5B	19950,00
							black plated	CRO HPW 5B	21000,00

note IP20, cable length 3,5m, double switch, satin glass diffuser included, ribbed transparent diffuser available in the accessory section, kit G9 LED NEMO available in the accessory section, bulb H max: 6cm, white RAL 9003, black RAL 9005

Prices without bulb

ERC



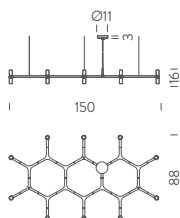
CROWN PLANA MINOR Jehs+Laub

version	max power	source	voltage	lum. flux	CCT	switching	finish	code	Euro
	12x25W	G9	110-240V			dimnable according to bulb	white	CRO HWW 55	1455,00
							black	CRO HNW 55	1455,00
							gold painted	CRO HGW 55	1495,00
							polished aluminium	CRO HLW 55	1525,00
							gold plated	CRO HOW 55	2340,00
							black plated	CRO HPW 55	2690,00

note IP20, cable length 3,5m, satin glass diffuser included, ribbed transparent diffuser available in the accessory section, kit G9 LED NEMO available in the accessory section, bulb H max: 6cm, white RAL 9003, black RAL 9005

Prices without bulb

ERC



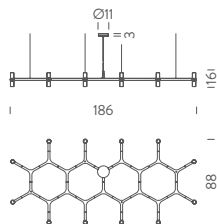
CROWN PLANA Jehs+Laub

version	max power	source	voltage	lum. flux	CCT	switching	finish	code	Euro
	10x25W	G9	110-240V			dimnable according to bulb	white	CRO HWW 56	1325,00
							black	CRO HNW 56	1325,00
							gold painted	CRO HGW 56	1375,00
							polished aluminium	CRO HLW 56	1390,00
							gold plated	CRO HOW 56	2060,00
							black plated	CRO HPW 56	2370,00

note IP20, cable length 3,5m, satin glass diffuser included, ribbed transparent diffuser available in the accessory section, kit G9 LED NEMO available in the accessory section, bulb H max: 6cm, white RAL 9003, black RAL 9005

Prices without bulb

ERC

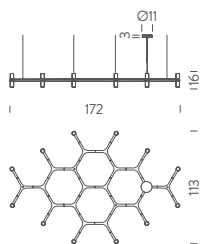


CROWN PLANA MAJOR Jehs+Laub

version	max power	source	voltage	lum. flux	CCT	switching	finish	code	Euro
	12x25W	G9	110-240V			dimmable according to bulb	white	CRO HWW 53	1695,00
							black	CRO HNW 53	1695,00
							gold painted	CRO HGW 53	1755,00
							polished aluminium	CRO HLW 53	1760,00
							gold plated	CRO HOW 53	2415,00
							black plated	CRO HPW 53	2785,00

note IP20, cable length 3,5m, satin glass diffuser included, ribbed transparent diffuser available in the accessory section, kit G9 LED NEMO available in the accessory section, bulb H max: 6cm, white RAL 9003, black RAL 9005 *Prices without bulb*

ERC

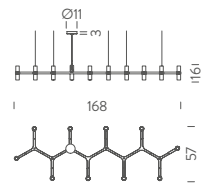


CROWN PLANA MEGA Jehs+Laub

version	max power	source	voltage	lum. flux	CCT	switching	finish	code	Euro
	12x25W	G9	110-240V			dimmable according to bulb	white	CRO HWW 57	1705,00
							black	CRO HNW 57	1705,00
							gold painted	CRO HGW 57	1750,00
							polished aluminium	CRO HLW 57	1785,00
							gold plated	CRO HOW 57	2535,00
							black plated	CRO HPW 57	2920,00

note IP20, cable length 3,5m, satin glass diffuser included, ribbed transparent diffuser available in the accessory section, kit G9 LED NEMO available in the accessory section, bulb H max: 6cm, white RAL 9003, black RAL 9005 *Prices without bulb*

ERC

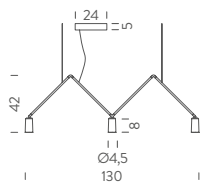


CROWN PLANA LINEA Jehs+Laub

version	max power	source	voltage	lum. flux	CCT	switching	finish	code	Euro
	10x25W	G9	110-240V			dimmable according to bulb	white	CRO HWW 54	1195,00
							black	CRO HNW 54	1195,00
							gold painted	CRO HGW 54	1235,00
							polished aluminium	CRO HLW 54	1300,00
							gold plated	CRO HOW 54	2265,00
							black plated	CRO HPW 54	2570,00

note IP20, cable length 3,5m, satin glass diffuser included, ribbed transparent diffuser available in the accessory section, kit G9 LED NEMO available in the accessory section, bulb H max: 6cm, white RAL 9003, black RAL 9005 *Prices without bulb*

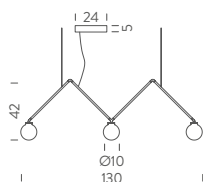
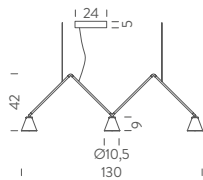
ERC



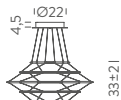
DABLIU Nemo

version	max power	source	voltage	lum. flux	CCT	switching	finish	code	Euro
SPOT	3x5W	LED spot	110-240V	3x395lm	2700K	dimmable 1-10V	black	DAB LNN 51	730,00
					3000K		black	DAB LNN 52	730,00
CONE	3x5W	LED spot	110-240V	3x395lm	2700K		black/gold burnished	DAB LNN 55	795,00
					3000K		black/gold burnished	DAB LNN 56	795,00
GLOBE	3x4W	G4 LED 12V (included)	110-240V	3x350lm	2700K		black/white glass	DAB LNN 53	865,00
					3000K		black/white glass	DAB LNN 54	865,00

note CRI 90, IP20, cable length 3m, 40° optic (spot and cone version), G4 LED bulbs included (globe version), black RAL 9005



70



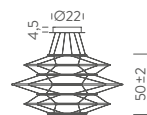
DROP 5 Arihiro Miyake

version	max power	source	voltage	lum. flux	CCT	switching	finish	code	Euro
	35W	linear LED	110-240V	3350lm*	2700K	dimmable 1-10V	black	DRP LNN 51	1030,00
							satin gold	DRP LGG 51	1240,00
							satin silver	DRP LDD 51	1240,00

note CRI 90, IP20, cable length 2,5m, *nominal flux, black RAL 9005, TRIAC version on request (+200€), DALI version on request (+120€), CASAMBI version on request (+225€)



90

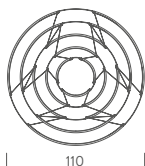


DROP 7 Arihiro Miyake

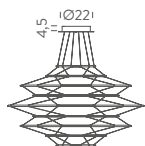
version	max power	source	voltage	lum. flux	CCT	switching	finish	code	Euro
	60W	linear LED	110-240V	5700lm*	2700K	dimmable 1-10V	black	DRP LNN 52	1745,00
							satin gold	DRP LGG 52	2060,00
							satin silver	DRP LDD 52	2060,00

note CRI 90, IP20, cable length 2,5m, *nominal flux, black RAL 9005, TRIAC version on request (+200€), DALI version on request (+120€), CASAMBI version on request (+225€)



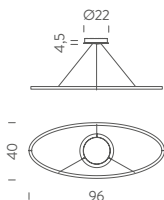


DROP 9 Arihiro Miyake



version	max power	source	voltage	lum. flux	CCT	switching	finish	code	Euro
	90W	linear LED	110-240V	8700lm*	2700K	dimnable 1-10V	black	DRP LNN 53	2270,00
							satin gold	DRP LGG 53	2575,00
							satin silver	DRP LDD 53	2575,00

note CRI 90, IP20, cable length 2,5m, *nominal flux, black RAL 9005, TRIAC version on request (+200€), DALI version on request (+120€), CASAMBI version on request (+225€)

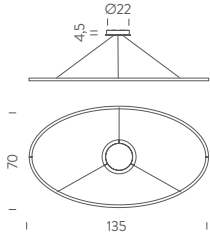


ELLISSE MINOR Federico Palazzari

version	max power	source	voltage	lum. flux	CCT	switching	finish	code	Euro
uplight	50W	linear LED	110-240V	2250lm	2700K	dimnable 1-10V	white	ELP LW2 51	820,00
							black	ELP LN2 51	820,00
							gold painted	ELP LO2 51	910,00
							polished aluminium	ELP LL2 51	955,00
							gold polished anodized	ELP LGW 51	1065,00
							white	ELP LWW 51	820,00
							black	ELP LNW 51	820,00
							gold painted	ELP LOW 51	910,00
							polished aluminium	ELP LLW 51	955,00
							downlight	50W	linear LED
black	ELP LN2 52	820,00							
gold painted	ELP LO2 52	910,00							
polished aluminium	ELP LL2 52	955,00							
gold polished anodized	ELP LGW 52	1065,00							
white	ELP LWW 52	820,00							
black	ELP LNW 52	820,00							
gold painted	ELP LOW 52	910,00							
polished aluminium	ELP LLW 52	955,00							

note CRI 85, IP20, cable length 2,5m, adjustable cable length up to 0,4m, white RAL 9003, black RAL 9005, TRIAC version on request (+200€), DALI version on request (+120€), CASAMBI version on request (+225€)



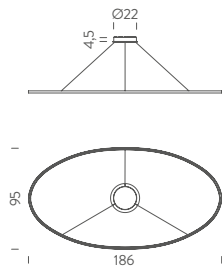


ELLISSE MAJOR Federico Palazzari

version	max power	source	voltage	lum. flux	CCT	switching	finish	code	Euro
uplight	69W	linear LED	110-240V	3450lm	2700K	dimnable 1-10V	white	ELP LW2 53	1300,00
							black	ELP LN2 53	1300,00
							gold painted	ELP LO2 53	1465,00
							polished aluminium	ELP LL2 53	1535,00
							gold polished anodized	ELP LGW 53	1635,00
					3000K	dimnable 1-10V	white	ELP LWW 53	1300,00
							black	ELP LNW 53	1300,00
							gold painted	ELP LOW 53	1465,00
							polished aluminium	ELP LLW 53	1535,00
							gold polished anodized	ELP LGW 53	1635,00
downlight	69W	linear LED	110-240V	3450lm	2700K	dimnable 1-10V	white	ELP LW2 54	1300,00
							black	ELP LN2 54	1300,00
							gold painted	ELP LO2 54	1465,00
							polished aluminium	ELP LL2 54	1535,00
							gold polished anodized	ELP LGW 54	1635,00
					3000K	dimnable 1-10V	white	ELP LWW 54	1300,00
							black	ELP LNW 54	1300,00
							gold painted	ELP LOW 54	1465,00
							polished aluminium	ELP LLW 54	1535,00
							gold polished anodized	ELP LGW 54	1635,00

note CRI 85, IP20, cable length 2,5m, adjustable cable length up to 0,4m, white RAL 9003, black RAL 9005, TRIAC version on request (+200€), DALI version on request (+120€), CASAMBI version on request (+225€)

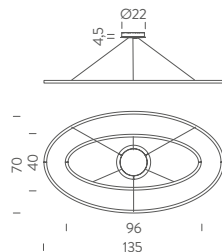




ELLISSE MEGA Federico Palazzari

version	max power	source	voltage	lum. flux	CCT	switching	finish	code	Euro	
uplight	76W	linear LED	110-240V	4425lm	2700K	dimmable 1-10V	white	ELP LW2 58	1635,00	
							black	ELP LN2 58	1635,00	
							gold painted	ELP LO2 58	1785,00	
						3000K	dimmable 1-10V	white	ELP LWW 58	1635,00
								black	ELP LNW 58	1635,00
								gold painted	ELP LOW 58	1785,00
downlight	76W	linear LED	110-240V	4425lm	2700K	dimmable 1-10V	white	ELP LW2 59	1635,00	
							black	ELP LN2 59	1635,00	
							gold painted	ELP LO2 59	1785,00	
						3000K	dimmable 1-10V	white	ELP LWW 59	1635,00
								black	ELP LNW 59	1635,00
								gold painted	ELP LOW 59	1785,00

note CRI 85, IP20, cable length 2,5m, adjustable cable length up to 0,4m, white RAL 9003, black RAL 9005, TRIAC version on request (+200€), DALI version on request (+120€), CASAMBI version on request (+225€)

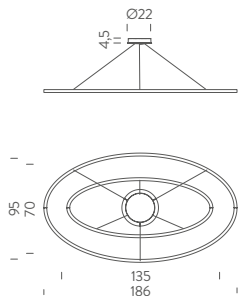


ELLISSE DOUBLE Federico Palazzari

version	power	source	voltage	lum. flux	CCT	switching	finish	code	Euro
minor uplight	90W	linear LED	110-240V	2825+1850lm	2700K	dimmable 1-10V	white	ELP LW2 56	2020,00
							black	ELP LN2 56	2020,00
							gold painted	ELP LO2 56	2255,00
							polished aluminium	ELP LL2 56	2285,00
							gold polished anodized	ELP LGW 56	2500,00
							3000K	dimmable 1-10V	white
black	ELP LNW 56	2020,00							
gold painted	ELP LOW 56	2255,00							
polished aluminium	ELP LLW 56	2285,00							

note CRI 85, IP20, cable length 2,5m, adjustable cable length up to 0,4m, white RAL 9003, black RAL 9005, TRIAC version on request (+200€), DALI version on request (+120€), CASAMBI version on request (+225€)

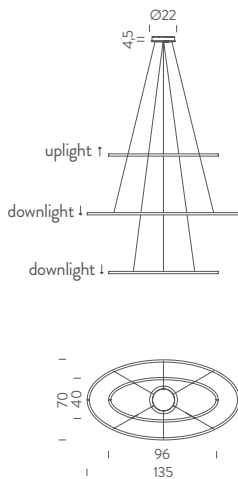




ELLISSE DOUBLE MEGA Federico Palazzari

version	power	source	voltage	lum. flux	CCT	switching	finish	code	Euro
major uplight	90W	linear LED	110-240V	2825+1850lm	2700K	dimmable 1-10V	white	ELP LW2 5A	2950,00
mega downlight							black	ELP LN2 5A	2950,00
							gold painted	ELP LO2 5A	3290,00
					3000K	dimmable 1-10V	white	ELP LWW 5A	2950,00
							black	ELP LNW 5A	2950,00
							gold painted	ELP LOW 5A	3290,00

note CRI 85, IP20, cable length 2,5m, adjustable cable length up to 0,4m, white RAL 9003, black RAL 9005, TRIAC version on request (+200€), DALI version on request (+120€), CASAMBI version on request (+225€)



ELLISSE TRIPLE Federico Palazzari

version	max power	source	voltage	lum. flux	CCT	switching	finish	code	Euro
minor uplight	94W	linear LED	110-240V	1325+2050 +1325lm	2700K	dimmable 1-10V	white	ELP LW2 57	2920,00
major downlight							black	ELP LN2 57	2920,00
minor downlight							gold painted	ELP LO2 57	3270,00
						polished aluminium	ELP LL2 57	3290,00	
						gold polished anodized	ELP LGW 57	3700,00	
					3000K	dimmable 1-10V	white	ELP LWW 57	2920,00
							black	ELP LNW 57	2920,00
							gold painted	ELP LOW 57	3270,00
							polished aluminium	ELP LLW 57	3290,00

note CRI 85, IP20, cable length 2,5m, adjustable cable length up to 0,4m, white RAL 9003, black RAL 9005, TRIAC version on request (+200€), DALI version on request (+120€), CASAMBI version on request (+225€)



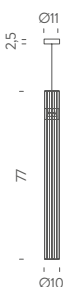


ILIUM LED Foster+Partners

version	max power	source	voltage	lum. flux	CCT	switching	finish	code	Euro
H75	7W	LED board	230V	345lm	3000K	ON/OFF	chrome/clear glass	ILI LHC 51	375,00

note CRI 85, IP20, cable length 3m

EAC



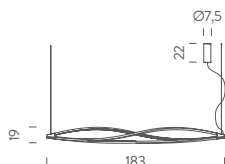
ILIUM Foster+Partners

version	max power	source	voltage	lum. flux	CCT	switching	finish	code	Euro
H77	50W	E27 halo par20 bulb	230V			dimmable according to bulb	chrome/clear glass	ILI HHC 51	630,00

note CRI 85, IP20, cable length 3m

Prices without bulb

EAC



IN THE WIND HORIZONTAL Arihiro Miyake

version	max power	source	voltage	lum. flux	CCT	switching	finish	code	Euro
	58W	linear LED	230V	2570lm	2700K	dimmable, DALI push	white	ITW LWW 56	1945,00
							black	ITW LNW 56	1945,00
							titan grey	ITW LDW 56	2065,00
							gold	ITW LGW 56	2180,00
				2850lm	3000K	dimmable, DALI push	white	ITW LWW 57	1945,00
							black	ITW LNW 57	1945,00
							titan grey	ITW LDW 57	2065,00
							gold	ITW LGW 57	2180,00

note CRI 85, IP20, metal cable length 3m, electric cable length 5m, white RAL 9003, black RAL 9005, also available in 120V, TRIAC version on request (+200€), CASAMBI version on request (+225€)

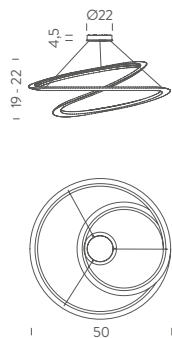
EAC



IN THE WIND VERTICAL Arihiro Miyake

version	max power	source	voltage	lum. flux	CCT	switching	finish	code	Euro
	58W	linear LED	230V	2570lm	2700K	dimmable, DALI push	white	ITW LWW 55	1945,00
							black	ITW LNW 55	1945,00
							titan grey	ITW LDW 55	2065,00
							gold	ITW LGW 55	2180,00
				2850lm	3000K	dimmable, DALI push	white	ITW LWW 58	1945,00
							black	ITW LNW 58	1945,00
							titan grey	ITW LDW 58	2065,00
							gold	ITW LGW 58	2180,00

note CRI 85, IP20, cable length 3m, white RAL 9003, black RAL 9005, also available in 120V, TRIAC version on request (+200€), CASAMBI version on request (+225€)

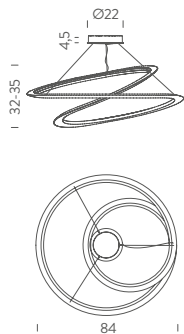


KEPLER PETITE Arihiro Miyake

version	max power	source	voltage	lum. flux	CCT	switching	finish	code	Euro
downlight	55W	linear LED	110-240V	1954lm	2700K	dimmable 1-10V	white	KES LWW 54	760,00
							black	KES LNN 54	760,00
							gold	KES LOW 54	875,00
							white	KES LWW 52	760,00
							black	KES LNN 52	760,00
							gold	KES LOW 52	875,00

note CRI 85, IP20, cable length 2,5m, adjustable cable length up to 0,4m, TRIAC version on request (+200€), DALI version on request (+120€), CASAMBI version on request (+225€), white RAL 9003, black RAL 9005

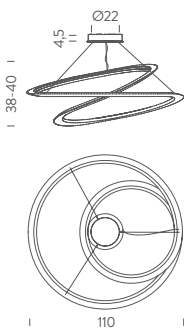




KEPLER MINOR Arihiro Miyake

version	max power	source	voltage	lum. flux	CCT	switching	finish	code	Euro		
uplight	69W	linear LED	110-240V	4000lm	2700K	dimmable 1-10V	white	KEM LWW 53	1360,00		
							black	KEM LNN 53	1360,00		
							gold	KEM LOW 53	1535,00		
							3000K	dimmable 1-10V	white	KEM LWW 51	1360,00
							black		KEM LNN 51	1360,00	
							gold		KEM LOW 51	1535,00	
downlight	69W	linear LED	110-240V	4000lm	2700K	dimmable 1-10V	white	KEM LWW 54	1360,00		
							black	KEM LNN 54	1360,00		
							gold	KEM LOW 54	1535,00		
							3000K	dimmable 1-10V	white	KEM LWW 52	1360,00
							black		KEM LNN 52	1360,00	
							gold		KEM LOW 52	1535,00	

note CRI 85, IP20, cable length 2,5m, adjustable cable length up to 0,4m, white RAL 9003, black RAL 9005, TRIAC version on request (+200€), DALI version on request (+120€), CASAMBI version on request (+225€)

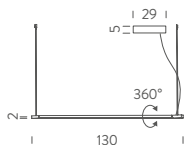


KEPLER Arihiro Miyake

version	max power	source	voltage	lum. flux	CCT	switching	finish	code	Euro		
uplight	83W	linear LED	110-240V	4800lm	2700K	dimmable 1-10V	white	KEP LWW 53	1760,00		
							black	KEP LNN 53	1760,00		
							gold	KEP LOW 53	2010,00		
							3000K	dimmable 1-10V	white	KEP LWW 51	1760,00
							black		KEP LNN 51	1760,00	
							gold		KEP LOW 51	2010,00	
downlight	83W	linear LED	110-240V	4800lm	2700K	dimmable 1-10V	white	KEP LWW 54	1760,00		
							black	KEP LNN 54	1760,00		
							gold	KEP LOW 54	2010,00		
							3000K	dimmable 1-10V	white	KEP LWW 52	1760,00
							black		KEP LNN 52	1760,00	
							gold		KEP LOW 52	2010,00	

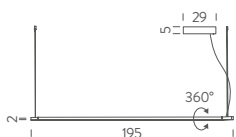
note CRI 85, IP20, cable length 2,5m, adjustable cable length up to 0,4m, white RAL 9003, black RAL 9005, TRIAC version on request (+200€), DALI version on request (+120€), CASAMBI version on request (+225€)





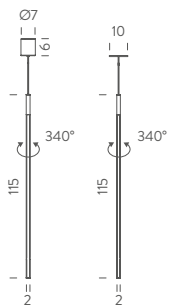
LINESCAPES HORIZONTAL Nemo

version	max power	source	voltage	lum. flux	CCT	switching	finish	code	Euro
L130	19W	linear LED	110-240V	1125lm	2700K	dimmable 1-10V	white	LIN LW2 5D	590,00
							black	LIN LN2 5D	590,00
	3000K	dimmable 1-10V	white	LIN LWW 5D	590,00				
			black	LIN LNN 5D	590,00				
L200	33W	linear LED	110-240V	1765lm	2700K	dimmable 1-10V	white	LIN LW2 5E	645,00
							black	LIN LN2 5E	645,00
	3000K	dimmable 1-10V	white	LIN LWW 5E	645,00				
			black	LIN LNN 5E	645,00				



note CRI 85, IP20, metal cable length 3m, electric cable length 3m, 360° orientable, DALI version on request (+120€), white RAL 9003, black RAL 9005

ERC

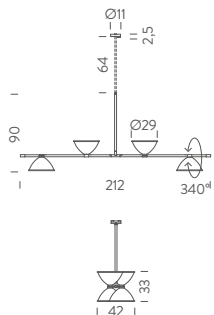


LINESCAPES VERTICAL Nemo

version	max power	source	voltage	lum. flux	CCT	switching	finish	code	Euro
	12W	linear LED	110-240V	475lm	2700K	ON/OFF	white	LIN LW2 59	330,00
							white	LIN LWW 59	330,00
recessed	19W	linear LED	110-240V	1125lm	2700K	dimmable 1-10V	white	LIN LW2 5A	350,00
							white	LIN LWW 5A	350,00

note CRI 85, IP20, cable length 3m, 360° orientable, side emission, white RAL 9003, black RAL 9005, Recessed: recessed hole Ø8xHmin4cm, DALI version on request (+120€); more specifications on appendix section

(only recessed version) **ERC**



LBB01 Lina Bo Bardi

version	total power	source	voltage	lum. flux	CCT	switching	finish	code	Euro
	4x60W	4xE27	230V				black	LBB LNN 51	1860,00

note IP20, Emission: diffused/direct, Min/Max height: 90/154cm, Black RAL9005, whitewash inside the diffusers, orientable diffuser 340°

Prices without bulb

UK CA



LOROSAE Ø20 Álvaro Siza

version	max power	source	voltage	lum. flux	CCT	switching	finish	code	Euro
	100W	E27 LED/HALO/FLUO	230V			dimmable according to bulb	jasmine white	LOR EWW 51	260,00
							ocean blu	LOR EWB 51	280,00
							sorrento yellow	LOR EWG 51	280,00
							sicilian orange	LOR EWA 51	280,00
							rosemary green	LOR EWV 51	280,00

note IP20, cable length 2,5m, Emission: diffused/direct

Prices without bulb




LOROSAE Ø30 Álvaro Siza

version	max power	source	voltage	lum. flux	CCT	switching	finish	code	Euro
	100W	E27 LED/HALO/FLUO	230V			dimmable according to bulb	jasmine white	LOR EWW 52	365,00
							ocean blu	LOR EWB 52	385,00
							sorrento yellow	LOR EWG 52	385,00
							sicilian orange	LOR EWA 52	385,00
							rosemary green	LOR EWV 52	385,00

note IP20, cable length 2,5m, Emission: diffused/direct

Prices without bulb




LOROSAE Ø40 Álvaro Siza

version	max power	source	voltage	lum. flux	CCT	switching	finish	code	Euro
	100W	E27 LED/HALO/FLUO	230V			dimmable according to bulb	jasmine white	LOR EWW 53	470,00
							ocean blu	LOR EWB 53	490,00
							sorrento yellow	LOR EWG 53	490,00
							sicilian orange	LOR EWA 53	490,00
							rosemary green	LOR EWV 53	490,00

note IP20, cable length 2,5m, Emission: diffused/direct

Prices without bulb

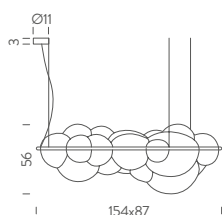




MAGA Nemo

version	max power	source	voltage	lum. flux	CCT	switching	finish	code	Euro
	46W	E14	230V			dimnable according to bulb	chrome/white glass	MGA EWW 52	155,00
<i>note</i> IP20, cable length 1,5m									<i>Prices without bulb</i>

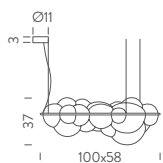
ERAC



NUVOLA Mario Bellini

version	max power	source	voltage	lum. flux	CCT	switching	finish	code	Euro
	132W	linear LED	110-240V	9000lm	2700K	dimnable 1-10V	white	NUV LWW 51	2295,00
<i>note</i> CRI 85, IP20, cable length 3m, TRIAC version on request (+200€), DALI version on request (+120€), CASAMBI version on request (+225€), remote control available in the accessory section									

ERAC



NUVOLA MINOR Mario Bellini

version	max power	source	voltage	lum. flux	CCT	switching	finish	code	Euro
	90W	linear LED	110-240V	6000lm	2700K	dimnable 1-10V	white	NUM LWW 51	1455,00
<i>note</i> CRI 85, IP20, cable length 3m, TRIAC version on request (+200€), DALI version on request (+120€), CASAMBI version on request (+225€) remote control available in the accessory section									

ERAC



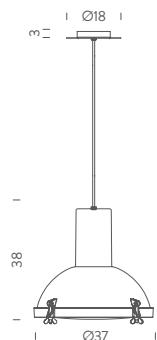
PROJECTEUR 165 Le Corbusier

version	max power	source	voltage	lum. flux	CCT	switching	finish	code	Euro
IP20	23W	E27 LED/FLUO	230V			dimnable according to bulb	night blue	PRP FDW 51	180,00
							whitesand	PRP FWS 51	180,00
							moka	PRP FMW 51	180,00
IP44	23W	E27 LED/FLUO	230V			dimnable according to bulb	night blue	PRP FDW 52	220,00
							whitesand	PRP FWS 52	220,00
							moka	PRP FMW 52	220,00

note cable length 2m, orientable, max bulb H 11cm, black canopy

Prices without bulb

ERAC (only IP20 version)



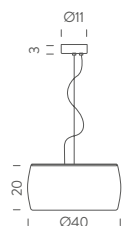
PROJECTEUR 365 Le Corbusier

version	max power	source	voltage	lum. flux	CCT	switching	finish	code	Euro
IP20	150W	E27	230V			dimmable according to bulb	night blue	PRJ EDW 51	745,00
							whitesand	PRJ EWS 51	745,00
							moka	PRJ EMS 51	745,00
IP54	60W	E27	230V			dimmable according to bulb	night blue	PRJ EDW 52	790,00
							whitesand	PRJ EWS 52	790,00
							moka	PRJ EMS 52	790,00

note cable length 3m

Prices without bulb

ERAC (only IP20 version)



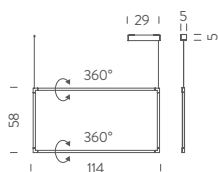
SIRIUS Carlo Colombo

version	max power	source	voltage	lum. flux	CCT	switching	finish	code	Euro
	6x40W	G9	230V			dimmable according to bulb	nickel/white glass	SIR HLW 51	505,00

note IP20, metal cable length 3m, electrical cable length 3,3m, kit G9 LED NEMO available in the accessory section

Prices without bulb

ERAC

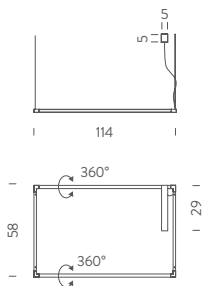


SPIGOLO VERTICAL Studiocharlie

version	max power	source	voltage	lum. flux	CCT	switching	finish	code	Euro
	2x19W	2x linear LED	110-240V	2x1125lm	2700K	mono switch dimmable 1-10V	white	SPI LW2 51	795,00
							black	SPI LN2 51	795,00
							white	SPI LWW 51	795,00
							black	SPI LNN 51	795,00

note CRI 85, IP20, cable length 3m, 360° orientable diffusers, DALI version on request (+120€), white RAL 9003, black RAL 9005

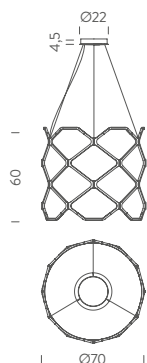
ERAC



SPIGOLO HORIZONTAL Studiocharlie

version	max power	source	voltage	lum. flux	CCT	switching	finish	code	Euro
	2x19W	2x linear LED	110-240V	2x1125lm	2700K	mono switch dimmable 1-10V	white	SPI LW2 52	830,00
					3000K	mono switch dimmable 1-10V	black	SPI LN2 52	830,00
							white	SPI LWW 52	830,00
							black	SPI LNN 52	830,00

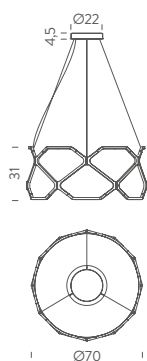
note CRI 85, IP20, metal cable length 3m, electric cable length 5m, 360° orientable diffusers, decentralized ceiling canopy, white RAL 9003, black RAL 9005, DALI version on request (+120€)



TITIA Arihiro Miyake

version	max power	source	voltage	lum. flux	CCT	switching	finish	code	Euro
	90W	linear LED	110-240V	3850lm	2700K	dimmable 1-10V	white	TIT LWW 51	1720,00
							black	TIT LNN 51	1720,00

note CRI 85, IP20, cable length 3m, TRIAC version on request (+200€), DALI version on request (+120€), CASAMBI version on request (+225€), white RAL 9003, black RAL 9005

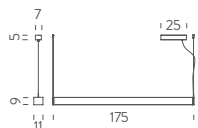


TITIA MINOR Arihiro Miyake

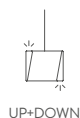
version	max power	source	voltage	lum. flux	CCT	switching	finish	code	Euro
	65W	linear LED	110-240V	2452lm	2700K	dimmable 1-10V	black	TIT LNN 52	890,00

note CRI 85, IP20, cable length 3m, TRIAC version on request (+200€), DALI version on request (+120€), CASAMBI version on request (+225€), black RAL 9005





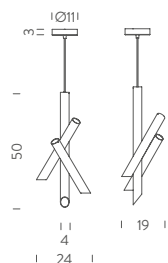
TRU Roberto Paoli



version	max power	source	voltage	lum. flux	CCT	switching	finish	code	Euro
downlight + downlight	2x33W	linear LED	110-240V	2x1765lm	2700K	dimmable on board mono switch	white	TRU LWW 57	1355,00
							black	TRU LNN 57	1355,00
							titan grey	TRU LDD 57	1405,00
					3000K	dimmable on board mono switch	white	TRU LWW 5C	1355,00
							black	TRU LNN 5C	1355,00
							titan grey	TRU LDD 5C	1405,00
uplight + downlight	2x33W	linear LED	110-240V	2x1765lm	2700K	dimmable on board mono switch	white	TRU LWW 55	1355,00
							black	TRU LNN 55	1355,00
							titan grey	TRU LDD 55	1405,00
					3000K	dimmable on board mono switch	white	TRU LWW 5A	1355,00
							black	TRU LNN 5A	1355,00
							titan grey	TRU LDD 5A	1405,00

note CRI 85, IP20, metal cable length 3m, electric cable length 5m, white RAL 9003, black RAL 9005

EAC

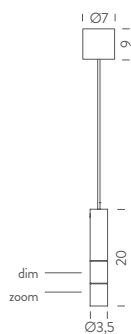


TUBES 3 Charles Kalpakian

version	max power	source	voltage	lum. flux	CCT	switching	finish	code	Euro
	3x4W	LED board	110-240V	3x190lm	2700K	dimmable, push	whitewash/whitewash	TTB LWW 53	580,00
							whitewash/copper	TTB LWC 53	650,00
							black/black	TTB LNW 53	580,00

note CRI 85, IP20, cable length 3m, white RAL 9003, black RAL 9005

EAC



TYPE PENDANT Guillaume Bloget

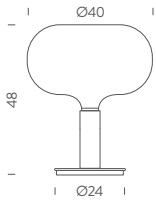
version	max power	source	voltage	lum. flux	CCT	switching	finish	code	Euro
	8W	LED board	110-240V	467lm*	2700K	dim and zoom on board	aluminum satin	TYP LSN 51	560,00
							black	TYP LSN 52	560,00
					3000K	dim and zoom on board	aluminum satin	TYP LNN 51	510,00
							black	TYP LNN 52	510,00

note CRI 90, IP20, cable length 2,5m, 15-60° optic, *nominal flux

Available



TABLE

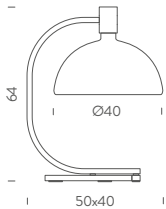


AM1N

F.Albini, F.Helg, A.Piva, M.Albini

version	max power	source	voltage	lum. flux	CCT	switching	finish	code	Euro
	150W	E27	230V			dimmable on cable according to bulb	black/white glass	ALB ENW 14	885,00
							chrome/white glass	ALB EHW 14	980,00
<i>note</i> IP20, cable length 2,2m, black RAL 9005									<i>Prices without bulb</i>

EAC

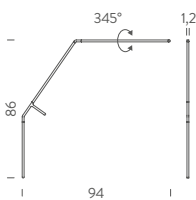


AS1C

F.Albini, F.Helg, A.Piva, M.Albini

version	max power	source	voltage	lum. flux	CCT	switching	finish	code	Euro
	150W	E27	230V			dimmable on cable according to bulb	black/white glass	ALB ENW 15	795,00
							chrome/white glass	ALB EHW 15	1100,00
<i>note</i> IP20, cable length 2,2m, black RAL 9005									<i>Prices without bulb</i>

EAC

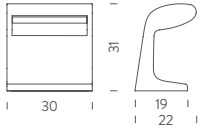


BIRD

Bernhard Osann

version	max power	source	voltage	lum. flux	CCT	switching	finish	code	Euro
	10W	linear LED	110-240V	715lm	2700K	dimmable on board	black/brass	BIR LNO 11	510,00
<i>note</i> CRI 85, IP20, cable length 2m, 345° orientable head, black RAL 9005									

EAC



BORNE BÉTON PETITE Le Corbusier

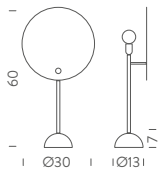
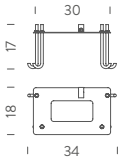
version	max power	source	voltage	lum. flux	CCT	switching	finish	code	Euro
indoor	19W	LED board	110-240V	960lm	3000K	dimnable on cable	concrete	BBP LDW 21	790,00
outdoor	19W	LED board	110-240V	960lm	3000K	ON/OFF	concrete	BBP LDW 23	820,00

accessories vandal proof fixing plate for outdoor version

BBP FIX 21 160,00

note CRI 80, *indoor*: IP20, cable length 2,7m / *outdoor*: IP44, cable length 3m, body and cable IP65 rated, more specifications on appendix section

 **EAC** (only indoor version)



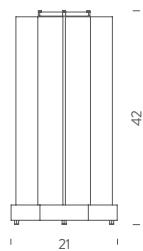
KUTA Vico Magistretti

version	max power	source	voltage	lum. flux	CCT	switching	finish	code	Euro
	100W	E27	230V			switch on cable	white/black diffuser, chrome, white marble	KUT EWN 11	485,00

note IP20, cable length 1,5m, white RAL 9003, black RAL 9005

Prices without bulb

 **EAC**



LAMPE CABANON Le Corbusier

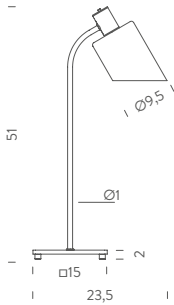
version	max power	source	voltage	lum. flux	CCT	switching	finish	code	Euro
	25W	E27 LED	230V			dimnable on cable according to bulb	gunmetal, green, tracing paper sheet	CAB ENW 11	400,00

note cable length 2,5m, LED 4-25W, green RAL 6016

Prices without bulb





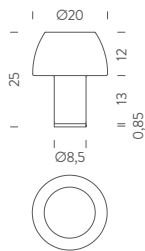


LAMPE DE BUREAU Charlotte Perriand

version	max power	source	voltage	lum. flux	CCT	switching	finish	code	Euro
	20W	E14	230V			switch on board	green	LDB EDV 11	360,00
							yellow	LDB EDG 11	360,00
							red	LDB EDR 11	360,00
							blue mare	LDB EDB 11	360,00
							blue grey	LDB EDC 11	360,00
							white	LDB EDW 11	360,00

note IP20, cable length 1,5m, base dark grey RAL7016, body light grey RAL7046, internal glass color white

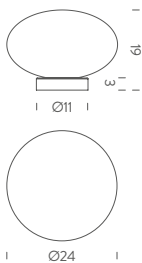
Prices without bulb



LOROSAE TABLE Álvaro Siza

version	total power	source	voltage	lum. flux	CCT	switching	finish	code	Euro
	3,6W	LED board	5V	380lm	2700K	dimnable touch on board	jasmine white	LOR LWW 11	320,00
							ocean blu	LOR LWB 11	340,00
							sorrento yellow	LOR LWG 11	340,00
							sicilian orange	LOR LWA 11	340,00
							rosemary green	LOR LWV 11	340,00

note IP54, Emission: diffused, CRI 90, equipped with USB-C socket, cable included, rechargeable, min 5h MAX 15h battery life, 4,5h charging time



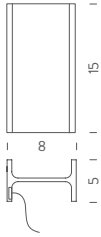
MAGA TABLE Nemo

version	max power	source	voltage	lum. flux	CCT	switching	finish	code	Euro
	46W	E14	230V			dimnable according to bulb	chrome/white glass	MGA EWW 12	150,00

note IP20, cable length 2m

Prices without bulb

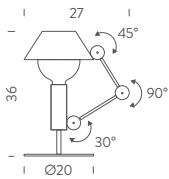




MINI MAIS PLUS QUE CELA JE NE PEUX PAS Rudy Ricciotti

version	max power	source	voltage	lum. flux	CCT	switching	finish	code	Euro
	2,4W	linear LED	110-240V	200lm	2700K	switch on cable	raw metal	RCM LMM 12	90,00
							gold	RCM LGG 11	180,00

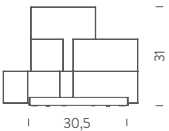
note CRI 85, IP20, cable length 3m



MR. LIGHT Javier Mariscal

version	max power	source	voltage	lum. flux	CCT	switching	finish	code	Euro
	42W	E27	230V			switch on cable	black	MRL ENN 11	560,00

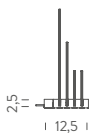
note IP20, cable length 2m, orientable, Ø12cm bulb (not included), black RAL 9005 *Prices without bulb*

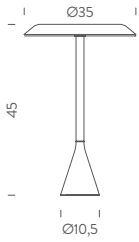


ON LINES Jean Nouvel

version	max power	source	voltage	lum. flux	CCT	switching	finish	code	Euro
	15W	linear LED	110-240V	1700lm	2700K	dimmable on board	white	ONL LWW 11	445,00
							black	ONL LNW 12	445,00

note CRI 85, IP20, cable length 2m, colored diffusers, white RAL 9003, black RAL 9005

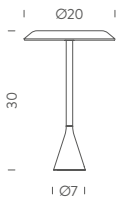




PANAMA Euga Design

version	max power	source	voltage	lum. flux	CCT	switching	finish	code	Euro
	14W	LED board	110-240V	1010lm	2700K	switch on cable	white textured	PAN LWW 13	435,00
							coal black	PAN LXX 13	435,00

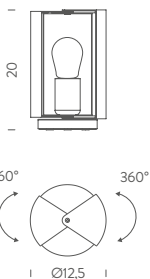
note CRI 85, IP20, cable length 2m, white RAL 9003



PANAMA MINI Euga Design

version	max power	source	voltage	lum. flux	CCT	switching	finish	code	Euro
led	13W	LED board	110-240V	411lm	2700K	switch on cable	white textured	PNM LWW 14	280,00
							coal black	PNM LXX 14	280,00
led battery	3W	LED board	5V	190lm	2700K	dimmable on board	white textured	PNM LWW 15	325,00
							coal black	PNM LXX 15	325,00

note led: CRI 85, IP20, cable length 1,5m, white RAL 9003
led battery: CRI 85, IP20, rechargeable, 17 hours battery life, 7 hours charge time (light off)



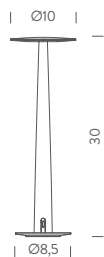
PIVOTANTE À POSER Charlotte Perriand

version	max power	source	voltage	lum. flux	CCT	switching	finish	code	Euro
	60W	E27	230V			switch on cable	white	PAP EDW 12	205,00
							yellow	PAP EDG 12	205,00
							blue	PAP EDB 12	205,00
							pastel blue	PAP EDC 12	205,00
							carmine red	PAP EDR 12	205,00
							sage green	PAP EDV 12	205,00
							light grey	PAP EDD 12	205,00

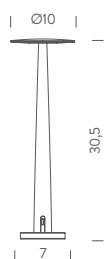
note IP20, cable length 2m, 360° orientable, white RAL 9003, yellow RAL 1033, blue RAL 5002, pastel blue RAL 5024, carmine red RAL 3002, sage green RAL 6021, light grey RAL 7046

Prices without bulb





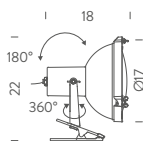
marble version



PORTOFINO Valerio Sommella

version	max power	source	voltage	lum. flux	CCT	switching	finish	code	Euro
Standard	1,8W	LED board	5V	190lm	2700K	dimmable on board	white	POR LWW 11	140,00
							black	POR LNN 11	140,00
							pastel blue	POR LBB 11	170,00
							emerald green	POR LVV 11	170,00
							gold	POR LGG 11	170,00
Marble	1,8W	LED board	5V	190lm	2700K	dimmable on board	white/travertino	POR LWW 12	190,00
							black/sahara noir	POR LNN 12	190,00
							pastel blue/ blue portofino	POR LBB 12	220,00
							emerald green/ green guatemala	POR LVV 12	220,00

note CRI 90, IP20, equipped with USB-C socket, cable included, rechargeable, 5h battery life, 4,5h charging time, white RAL 9003, black RAL 9005, pastel blue RAL 5024, emerald green RAL 6005

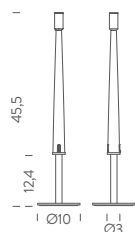


PROJECTEUR 165 PINCER CLIP Le Corbusier

version	max power	source	voltage	lum. flux	CCT	switching	finish	code	Euro
	23W	E27 LED FLUO	230V			switch on cable	night blue	PRP FDW 11	220,00
							white sand	PRP FWS 11	220,00
							moka	PRP FMW 11	220,00

note IP20, cable length 2m, orientable, max clip opening 3cm, max bulb H 11cm

Prices without bulb



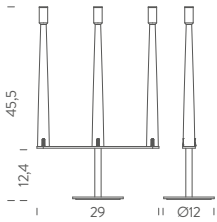
SORRENTO 1X

version	total power	source	voltage	lum. flux	CCT	switching	finish	code	Euro
	1,8W	LED board	5V			dimmable on board	black + grey base	SRT LDN 11	255,00
							white + grey base	SRT LDW 11	255,00

note IP20, Emission: diffused/indirect, CRI 90, equipped with USB-C socket, cable included, rechargeable, min 5h MAX 15h battery life, 4,5h charging time, white RAL 9003, black RAL 9005

Available from September

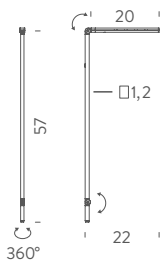




SORRENTO 3X

version	total power	source	voltage	lum. flux	CCT	switching	finish	code	Euro
	5,4W	LED board	5V			dimnable on board	black + grey base	SRT LDN 13	430,00
							white + grey base	SRT LDW 13	430,00

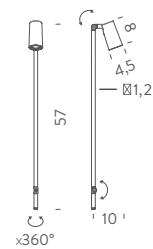
note IP20, Emission: diffused/indirect, CRI 90, equipped with USB-C socket, cable included, rechargeable, min 5h MAX 15h battery life, 4,5h charging time, white RAL 9003, black RAL 9005 Available from September



UNTITLED MINI TABLE

version	total power	source	voltage	lum. flux	CCT	switching	finish	code	Euro		
linear	7W	linear LED	110-240V	485lm	2700K	dimnable on board	black	UNT LN2 15	220,00		
							white	UNT LW2 15	220,00		
							titan grey	UNT LD2 15	245,00		
							gold	UNT LG2 15	245,00		
							3000K	dimnable on board	black	UNT LNN 15	220,00
							white	UNT LWW 15	220,00		
							titan grey	UNT LDD 15	245,00		
							gold	UNT LGG 15	245,00		

note CRI 90, IP20, cable length 3,5m, honeycomb accessory included, 90° orientable spot, 40° orientable body 60° optic, black RAL9005, white RAL 9003, also available with ETL certification

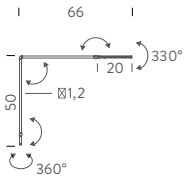


UNTITLED MINI TABLE

version	total power	source	voltage	lum. flux	CCT	switching	finish	code	Euro		
spot	6,5W	spot LED	110-240V	495lm	2700K	dimnable on board	black	UNT LN2 16	240,00		
							white	UNT LW2 16	240,00		
							titan grey	UNT LD2 16	265,00		
							gold	UNT LG2 16	265,00		
							3000K	dimnable on board	black	UNT LNN 16	240,00
							white	UNT LWW 16	240,00		
							titan grey	UNT LDD 16	265,00		
							gold	UNT LGG 16	265,00		

note CRI 90, IP20, cable length 3,5m, honeycomb accessory included, 90° orientable spot, 40° orientable body 60° optic, black RAL9005, white RAL 9003, also available with ETL certification

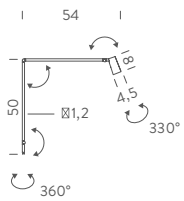




UNTITLED TABLE

version	max power	source	voltage	lum. flux	CCT	switching	finish	code	Euro	
linear	7W	linear LED	110-240V	485lm	2700K	dimmable on board	black	UNT LNN 11	260,00	
							white	UNT LWW 11	260,00	
							titan grey	UNT LDD 11	285,00	
							gold	UNT LGG 11	285,00	
						3000K	dimmable on board	black	UNT LNN 13	260,00
								white	UNT LWW 13	260,00
								titan grey	UNT LDD 13	285,00
								gold	UNT LGG 13	285,00

note CRI 90, IP20, cable length 2m, 40° optic spot LED, 155° joint rotation, accessories sold separately, black RAL 9005, white RAL 9003, also available with ETL certification



UNTITLED TABLE

version	max power	source	voltage	lum. flux	CCT	switching	finish	code	Euro	
spot	6,5W	spot LED	110-240V	395lm	2700K	dimmable on board	black	UNT LNN 12	290,00	
							white	UNT LWW 12	290,00	
							titan grey	UNT LDD 12	320,00	
							gold	UNT LGG 12	320,00	
						3000K	dimmable on board	black	UNT LNN 14	290,00
								white	UNT LWW 14	290,00
								titan grey	UNT LDD 14	320,00
								gold	UNT LGG 14	320,00

note CRI 90, IP20, cable length 2m, 40° optic spot LED, 155° joint rotation, accessories sold separately, black RAL 9005, white RAL 9003, also available with ETL certification



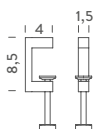
BASE



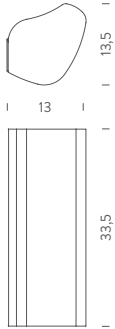
ACCESSORIES

version	finish	code	Euro
base	black	UNT BAN 11	55,00
desk clamp	black	UNT ATN 11	55,00

DESK CLAMP



WALL

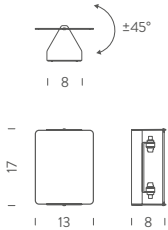


APPLIQUE RADIEUSE Le Corbusier

version	max power	source	voltage	lum. flux	CCT	switching	finish	code	Euro
	2x40W	E27	230V			mono switch dimmable according to bulb	white	ARS EWW 31	385,00
							red	ARS ERW 31	385,00
							orange	ARS EAW 31	385,00
							blue	ARS EBW 31	385,00
							green	ARS EVW 31	385,00

note IP20, white RAL 9002, red RAL 3002, blue RAL 5015, orange RAL 2011, green RAL 6016

Prices without bulb



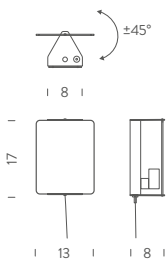
APPLIQUE À VOLET PIVOTANT Charlotte Perriand

version	max power	source	voltage	lum. flux	CCT	switching	finish	code	Euro
	80W	R7s (75mm)	230V			dimmable according to bulb	black anodized	AVP HWN 31	185,00
							natural anodized	AVP HWD 31	185,00
							polished inox	AVP HWH 31	220,00

note IP20, only for horizontal installation, white body

Prices without bulb

ERIC



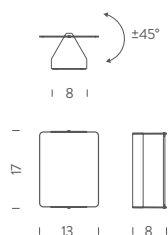
APPLIQUE À VOLET PIVOTANT Charlotte Perriand

version	max power	source	voltage	lum. flux	CCT	switching	finish	code	Euro
	8W	E14	230V			dimmable according to bulb	black anodized	AVP EWN 31	185,00
							natural anodized	AVP EWD 31	185,00
							white	AVP EWW 31	195,00
							red	AVP EWR 31	195,00
							yellow	AVP EWG 31	195,00
							blue	AVP EWB 31	195,00
							polished inox	AVP EWH 31	225,00

note IP20, cable length 1,1m, switch on board, bulb Ømax 3cm, with external cable plug (removable), white body, white RAL 9003, red RAL 3002, yellow RAL 1033, blue RAL 5002

Prices without bulb

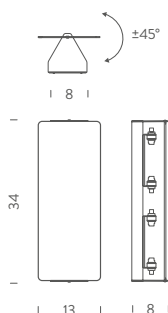
ERIC



APPLIQUE À VOLET PIVOTANT LED Charlotte Perriand

version	max power	source	voltage	lum. flux	CCT	switching	finish	code	Euro							
IP20	10W	LED board	230V	235lm	3000K	ON/OFF	black anodized	AVP LWN 31	225,00							
							natural anodized	AVP LWD 31	225,00							
							white	AVP LWW 31	240,00							
							red	AVP LWR 31	240,00							
							yellow	AVP LWG 31	240,00							
							blue	AVP LWB 31	240,00							
							polished inox	AVP LWH 31	275,00							
							IP54	10W	LED board	230V	805lm	3000K	dimmable TRIAC	black anodized	AVP LWN 34	225,00
														natural anodized	AVP LWD 34	225,00
														white	AVP LWW 34	240,00
red	AVP LWR 34	240,00														
yellow	AVP LWG 34	240,00														
blue	AVP LWB 34	240,00														
polished inox	AVP LWH 34	275,00														

note CRI 85, white body, white RAL 9003, red RAL 3002, yellow RAL 1033, blue RAL 5002

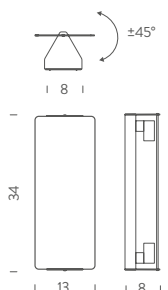


APPLIQUE À VOLET PIVOTANT DOUBLE Charlotte Perriand

version	max power	source	voltage	lum. flux	CCT	switching	finish	code	Euro
	2x80W	R7s (75mm)	230V			dimmable according to bulb	black anodized	AVP HWN 33	280,00
							natural anodized	AVP HWD 33	280,00
							polished inox	AVP HWH 33	335,00

note IP20, indirect orientable, only for horizontal installation

Prices without bulb



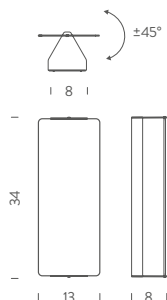
APPLIQUE À VOLET PIVOTANT DOUBLE Charlotte Perriand

version	max power	source	voltage	lum. flux	CCT	switching	finish	code	Euro
	2x8W	E14	230V			dimmable according to bulb	black anodized	AVP EWN 33	280,00
							natural anodized	AVP EWD 33	280,00
							white	AVP EWW 33	305,00
							red	AVP EWR 33	305,00
							yellow	AVP EWG 33	305,00
							blue	AVP EWB 33	305,00
							polished inox	AVP EWH 33	335,00

note IP20, bulb Ømax 3cm, white body, white RAL 9003, red RAL 3002, yellow RAL 1033, blue RAL 5002

Prices without bulb

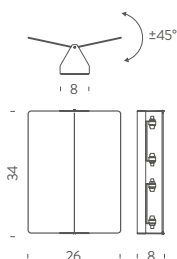




APPLIQUE À VOLET PIVOTANT DOUBLE LED Charlotte Perriand

version	max power	source	voltage	lum. flux	CCT	switching	finish	code	Euro
IP20	20W	LED board	230V	585lm	3000K	ON/OFF	black anodized	AVP LWN 33	320,00
							natural anodized	AVP LWD 33	320,00
							white	AVP LWW 33	345,00
							red	AVP LWR 33	345,00
							yellow	AVP LWG 33	345,00
							blue	AVP LWB 33	345,00
							polished inox	AVP LWH 33	380,00
IP55	20W	LED board	230V	1515lm	3000K	dimmable TRIAC	black anodized	AVP LWN 36	320,00
							natural anodized	AVP LWD 36	320,00
							white	AVP LWW 36	345,00
							red	AVP LWR 36	345,00
							yellow	AVP LWG 36	345,00
							blue	AVP LWB 36	345,00
							polished inox	AVP LWH 36	380,00

note CRI 85, white body, white RAL 9003, red RAL 3002, yellow RAL 1033, blue RAL 5002

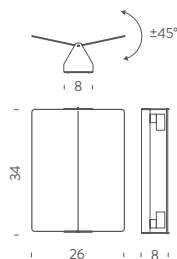


APPLIQUE À VOLET PIVOTANT PLIÉ Charlotte Perriand

version	max power	source	voltage	lum. flux	CCT	switching	finish	code	Euro
	2x80W	R7s (75mm)	230V			dimmable according to bulb	black anodized	AVP HWN 32	290,00
							natural anodized	AVP HWD 32	290,00

note IP20, only for vertical installation

Prices without bulb



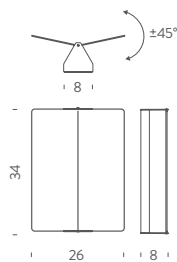
APPLIQUE À VOLET PIVOTANT PLIÉ Charlotte Perriand

version	max power	source	voltage	lum. flux	CCT	switching	finish	code	Euro
	2x8W	E14	230V			dim according to bulb	black anodized	AVP EWN 32	290,00
							natural anodized	AVP EWD 32	290,00
							white	AVP EWW 32	325,00
							red	AVP EWR 32	325,00
							yellow	AVP EWG 32	325,00
							blue	AVP EWB 32	325,00

note IP20, bulb Ømax 3cm, white body, white RAL 9003, red RAL 3002, yellow RAL 1033, blue RAL 5002, only for vertical installation

Prices without bulb

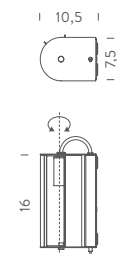




APPLIQUE À VOLET PIVOTANT PLIÉ LED Charlotte Perriand

version	max power	source	voltage	lum. flux	CCT	switching	finish	code	Euro
IP20	20W	LED board	230V	826lm	3000K	ON/OFF	black anodized	AVP LWN 32	325,00
							natural anodized	AVP LWD 32	325,00
							white	AVP LWW 32	360,00
							red	AVP LWR 32	360,00
							yellow	AVP LWG 32	360,00
							blue	AVP LWB 32	360,00
IP54	20W	LED board	230V	1500lm	3000K	dimmable TRIAC	black anodized	AVP LWN 35	325,00
							natural anodized	AVP LWD 35	325,00
							white	AVP LWW 35	360,00
							red	AVP LWR 35	360,00
							yellow	AVP LWG 35	360,00
							blue	AVP LWB 35	360,00

note CRI 85, white body, white RAL 9003, red RAL 3002, yellow RAL 1033, blue RAL 5002, only for vertical installation

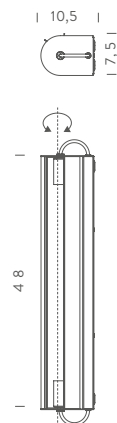


APPLIQUE CYLINDRIQUE PETITE Charlotte Perriand

version	max power	source	voltage	lum. flux	CCT	switching	finish	code	Euro
	40W	E14	230V			switch on board dimmable according to bulb	pastel blue	CYL EBN 31	325,00
							anthracite grey	CYL ENN 31	325,00
							whitewash	CYL EWW 31	325,00

note IP20, orientable, pastel blue RAL 5024, anthracite grey RAL 7016, whitewash RAL 9002

Prices without bulb



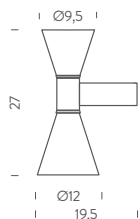
APPLIQUE CYLINDRIQUE LONGUE Charlotte Perriand

version	max power	source	voltage	lum. flux	CCT	switching	finish	code	Euro
	2x40W	E14	230V			dimmable according to bulb	pastel blue	CYL EBN 32	410,00
							anthracite grey	CYL ENN 32	410,00
							whitewash	CYL EWW 32	410,00

note IP20, orientable, pastel blue RAL 5024, anthracite grey RAL 7016, whitewash RAL 9002

Prices without bulb



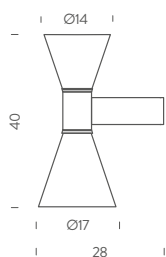


APPLIQUE DE MARSEILLE MINI Le Corbusier

version	max power	source	voltage	lum. flux	CCT	switching	finish	code	Euro
	2x20W	E14	230V			mono switch dimmable according to bulb	whitewash	AMM EWW 31	235,00
							grey	AMM EDD 31	235,00
							black	AMM ENN 31	235,00

note IP20, whitewash RAL 9002, grey RAL 7046, black RAL 7021,
whitewash inside the diffusers

Prices without bulb



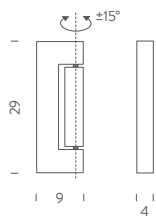
APPLIQUE DE MARSEILLE Le Corbusier

version	max power	source	voltage	lum. flux	CCT	switching	finish	code	Euro
	2x52W	E27	230V			mono switch dimmable according to bulb	whitewash	ADM EWW 31	400,00
							grey	ADM EDD 31	400,00
							black	ADM ENN 31	400,00

note IP20, whitewash RAL 9002, grey RAL 7046, black RAL 7021,
whitewash inside the diffusers

Prices without bulb

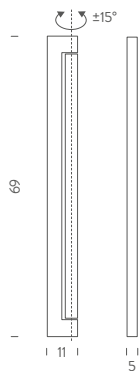




ARA WALL 29 Ilaria Marelli

version	max power	source	voltage	lum. flux	CCT	switching	finish	code	Euro
	11,5W	linear LED	230V	911lm	2700K	dimnable TRIAC	white/white	ARA LWW 36	290,00
							anthracite/anthracite	ARA LXX 36	305,00
							white/polished	ARA LWL 36	305,00
							anthracite/polished	ARA LXL 36	305,00
							champagne/polished	ARA LDL 36	305,00
					3000K	dimnable TRIAC	white/white	ARA LWW 37	290,00
							anthracite/anthracite	ARA LXX 37	305,00
							white/polished	ARA LWL 37	305,00
							anthracite/polished	ARA LXL 37	305,00
							champagne/polished	ARA LDL 37	305,00

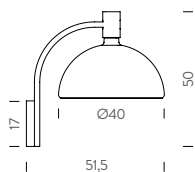
note CRI 85, IP20, orientable diffuser, white RAL 9003, black RAL 9005, anthracite RAL 7016



ARA WALL 69 Ilaria Marelli

version	max power	source	voltage	lum. flux	CCT	switching	finish	code	Euro
	2x16W	LED board	230V	3600lm	3000K	dimnable DALI, push	white/white	ARA LWW 32	550,00
							white/polished	ARA LWL 32	565,00
							anthracite/polished	ARA LXL 32	565,00
							champagne/polished	ARA LDL 32	565,00

note CRI 85, IP20, orientable diffuser, white RAL 9003, black RAL 9005, anthracite RAL 7016, champagne RAL9007

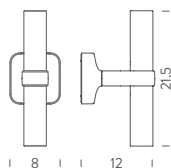


AS3C F.Albini, F.Helg, A.Piva, M.Albini

version	max power	source	voltage	lum. flux	CCT	switching	finish	code	Euro
	100W	E27	230V			dimnable according to bulb	black/white glass	ALB ENW 31	750,00
							chrome/white glass	ALB EHW 31	910,00

note IP20, black RAL 9005



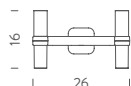


CROWN APPLIQUE Jehs+Laub

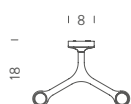
version	max power	source	voltage	lum. flux	CCT	switching	finish	code	Euro
	2x4W	G9 LED	110-240V			dimmable according to bulb	white	CRO HWW 33	160,00
							black	CRO HNW 33	160,00
							gold painted	CRO HGW 33	170,00
							polished aluminium	CRO HLW 33	180,00
							gold plated	CRO HOW 33	200,00
							black plated	CRO HPW 33	210,00

note IP20, satin glass diffuser included, kit G9 LED NEMO available in the accessory section, bulb H max: 6cm, white RAL 9003, black RAL 9005

Prices without bulb



CROWN 2 Jehs+Laub

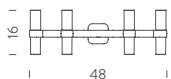


version	max power	source	voltage	lum. flux	CCT	switching	finish	code	Euro
	2x60W	G9	110-240V			dimmable according to bulb	white	CRO HWW 31	265,00
							black	CRO HNW 31	265,00
							gold painted	CRO HGW 31	275,00
							polished aluminium	CRO HLW 31	280,00
							gold plated	CRO HOW 31	480,00
							black plated	CRO HPW 31	550,00

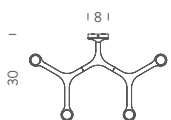
note IP20, satin glass diffuser included, ribbed transparent diffuser available in the accessory section, kit G9 LED NEMO available in the accessory section, bulb H max: 6cm, white RAL 9003, black RAL 9005

Prices without bulb

ERC



CROWN 4 Jehs+Laub

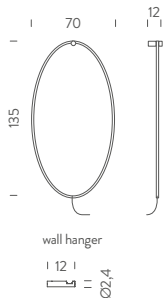


version	max power	source	voltage	lum. flux	CCT	switching	finish	code	Euro
	4x60W	G9	110-240V			dimmable according to bulb	white	CRO HWW 32	385,00
							black	CRO HNW 32	385,00
							gold painted	CRO HGW 32	435,00
							polished aluminium	CRO HLW 32	460,00
							gold plated	CRO HOW 32	695,00
							black plated	CRO HPW 32	800,00

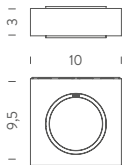
note IP20, satin glass diffuser included, ribbed transparent diffuser available in the accessory section, kit G9 LED NEMO available in the accessory section, bulb H max: 6cm, white RAL 9003, black RAL 9005

Prices without bulb

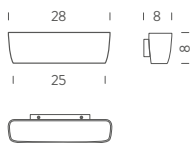
ERC

**ELLISSE** Federico Palazzari

version	power	source	voltage	lum. flux	CCT	switching	finish	code	Euro
	66W	linear LED	110-240V	3450lm	2700K	dimnable on cable	black	ELP LNN 21	115,00
							gold polished anodized	ELP LGN 21	1635,00
accessories wall hanger							gold polished anodized	ELP AGG 31	85,00
note CRI 85, IP20, cable length 5m, black RAL 9005									

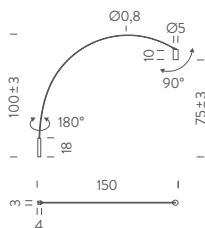
ERIC**FIX** Nemo

version	max power	source	voltage	lum. flux	CCT	switching	finish	code	Euro
	2x6W	LED board	230V	2x380lm	2700K	dimnable TRIAC	white	FIM LWW 3D	160,00
							black	FIM LNW 3D	160,00
							gold	FIM LGT 3D	170,00
							burnished gold	FIM LGW 3D	195,00
100° optic	2x6W	LED board	230V	2x524lm	2700K	dimnable TRIAC	white	FIM LWW 3C	180,00
							black	FIM LNW 3C	180,00
							gold	FIM LGT 3C	190,00
							burnished gold	FIM LGW 3C	220,00

note CRI 85, IP20, also available in 120V, white RAL 9003, black RAL 9005**ERIC****FLACA** Roberto Paoli

version	max power	source	voltage	lum. flux	CCT	switching	finish	code	Euro
1-10V	24W	2xLED board	110-240V	1246+642lm	3000K	dimnable 1-10V	white	FLA LWW 32	290,00
							anthracite	FLA LXW 32	300,00
							moka	FLA LBW 32	300,00
							champagne	FLA LDW 32	300,00
TRIAC	24W	2xLED board	230V	1246+642lm	3000K	dimnable TRIAC	white	FLA LWW 33	315,00
							anthracite	FLA LXW 33	330,00
							moka	FLA LBW 33	330,00
							champagne	FLA LDW 33	330,00

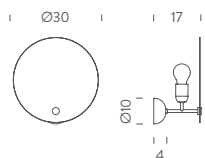
note CRI 85, IP20, white RAL 9003, anthracite RAL 7016, champagne RAL 9007**ERIC**



FOX WALL Bernhard Osann

version	max power	source	voltage	lum. flux	CCT	switching	finish	code	Euro
	15W	LED board	110-240V	839lm	2700K	dimmable on board	black	FOX LN2 31	575,00

note CRI 90, IP20, cable length 3,5m, honeycomb accessory included, 90° orientable spot, 180° orientable body, 60° optic, black RAL 9005



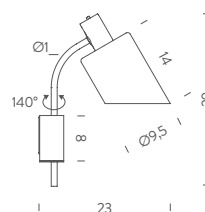
KUTA Vico Magistretti

version	max power	source	voltage	lum. flux	CCT	switching	finish	code	Euro
	100W	E27	230V			dimmable according to bulb	white/black diffuser chrome structure	KUT EWN 31	330,00

note IP20, white RAL 9003, black RAL 9005

Prices without bulb

ERIC



LAMPE DE BUREAU APPLIQUE Charlotte Perriand

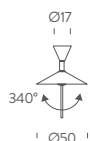
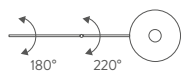
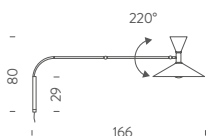
version	max power	source	voltage	lum. flux	CCT	switching	finish	code	Euro
	20W	E14	230V			switch on board	green	LDB EDV 31	310,00
							yellow	LDB EDG 31	310,00
							red	LDB EDR 31	310,00
							blue mare	LDB EDB 31	310,00
							blue grey	LDB EDC 31	310,00
							white	LDB EDW 31	310,00

note IP20, cable length 1m, Installation with or without plug, dimmable according to bulb only with direct wall electrical installation, wall cover dark grey RAL7016, body light grey RAL7046, internal glass color white, 140° orientable

Prices without bulb



LAMPE DE MARSEILLE Le Corbusier

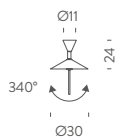
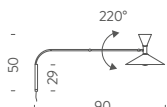


version	max power	source	voltage	lum. flux	CCT	switching	finish	code	Euro
	2x70W	E27	230V			double switch on cable	whitewash	LDM EWW 31	755,00
							grey	LDM EDD 31	755,00
							black	LDM ENN 31	755,00

note IP20, cable length 1,5+1,3m, orientable, dimmable according to bulb only with direct wall electrical installation, bulb Ø11cm (down)+A60 (up), whitewash RAL 9002, grey RAL 7046, black RAL 7021, whitewash inside the diffusers *Prices without bulb*



LAMPE DE MARSEILLE MINI Le Corbusier

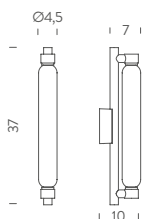


version	max power	source	voltage	lum. flux	CCT	switching	finish	code	Euro
	2x46W	E14	230V			mono switch on cable	whitewash	LMM EWW 31	510,00
							grey	LMM EDD 31	510,00
							black	LMM ENN 31	510,00

note IP20, cable length 0,4+1,2m, orientable, dimmable according to bulb only with direct wall electrical installation, whitewash RAL 9002, grey RAL 7046, black RAL 7021, whitewash inside the diffusers *Prices without bulb*



LA ROCHE Le Corbusier



version	max power	source	voltage	lum. flux	CCT	switching	finish	code	Euro
IP20	10W	LED board	230V	925lm	2700K	dimmable TRIAC	grey	ROC LDW 31	430,00
							black	ROC LNW 31	430,00
							grey	ROC LD3 31	430,00
							black	ROC LN3 31	430,00
IP45	10W	LED board	230V	925lm	2700K	dimmable TRIAC	grey	ROC LDW 33	450,00
							black	ROC LNW 33	450,00
							grey	ROC LD3 33	450,00
							black	ROC LN3 33	450,00


note CRI 85, grey RAL 7046, black RAL 7021, also available in 120V





LINESCAPES CANTILEVERED Nemo

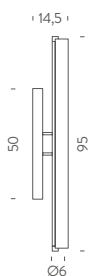
version	max power	source	voltage	lum. flux	CCT	switching	finish	code	Euro
	12W	linear LED	24V DC	475lm	2700K	ON/OFF	white	LIN LW2 34	335,00
					3000K	ON/OFF	white	LIN LWW 34	335,00
accessories	driver for recessed mounting, 110-240v/24V DC, 6,5x5x2							LIN ALI 33	55,00
note	CRI 85, IP20, 340° orientable, side emission, driver not included, recessing box included, wall board for installation included, recessed hole 13x11, depth 9cm, more specifications on appendix section, white RAL 9003								

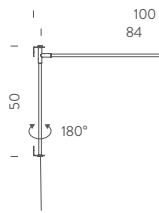


NORMA Mario Barbaglia, Steve Blackman

version	max power	source	voltage	lum. flux	CCT	switching	finish	code	Euro
25	17W	LED board	110-240V	1800lm	3000K	ON/OFF	chrome/white	NOR LLW 35	375,00
65	17,5W	LED board	230V	1444lm	3000K	dimmable DALI, push	chrome/white	NOR LLW 32	495,00
95	27W	LED board	230V	2400lm	3000K	dimmable 1-10V, push	chrome/white	NOR LLW 33	555,00
note	CRI 85, IP20, horizontal and vertical mounting, 65 and 95 also available in 120V								

(only for 25 version) **ERC**



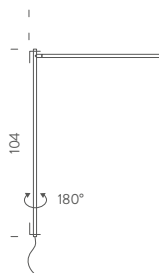


POTENCE PIVOTANTE MINI Charlotte Perriand

version	max power	source	voltage	lum. flux	CCT	switching	finish	code	Euro
	4W	G9 LED (included)	230V	400lm	2700K	switch on cable	black	POM HNW 31	400,00
							red	POM HRW 31	400,00
							grey	POM HDW 31	400,00
accessory	wall electrical installation cover						black	POM ATT 31	60,00
							red	POM ATR 31	60,00
							grey	POM ATD 31	60,00



note CRI 80, IP20, cable length 2,5m, orientable, cover for direct wall electrical installation (no plug), LED dimmable bulb included, dimmable (only with direct wall electrical installation); more specifications on appendix section, max power allowed: 25W G9 HALO bulb, also available in 120V, black RAL 9005, red RAL 3004, grey RAL7046 *Prices with bulb*



POTENCE PIVOTANTE Charlotte Perriand

version	max power	source	voltage	lum. flux	CCT	switching	finish	code	Euro
	8W	E27 LED (included)	230V	900lm	2700K	dimmable on cable according to bulb	black	POT ENW 32	680,00

note CRI 80, IP20, cable length 3,2m, orientable, installation with cable and plug, LED dimmable bulb included, max power allowed: 100W E27 LED, black RAL 9005 *Prices with bulb*



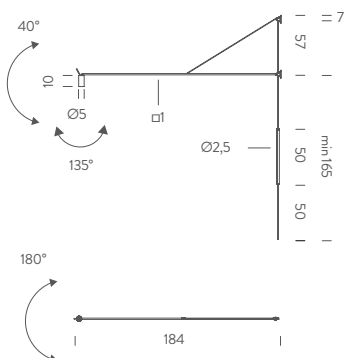
SWAN Bernhard Osann

version	max power	source	voltage	lum. flux	CCT	switching	finish	code	Euro
wall	15W	LED board	110-240V	839lm	2700K	dimmable on cable	black	SWA LN2 31	785,00
wall plus	15W	LED board	110-240V	839lm	2700K	dimmable on cable	black	SWA LN2 32	1020,00

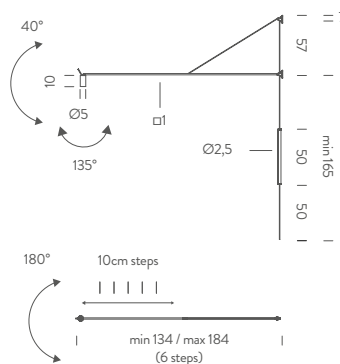
note CRI 90, IP20, cable length 3,5m, honeycomb accessory included, 60° optics, the plus version is adjustable from 134cm to 184cm in six 10cm steps, black RAL 9005

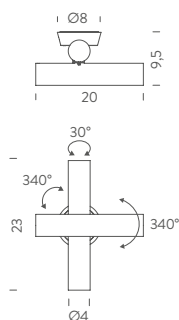


wall



wall plus



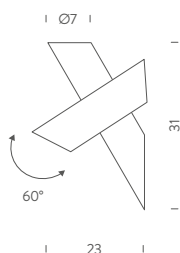


TUBES 2

 Charles Kalpakian

version	max power	source	voltage	lum. flux	CCT	switching	finish	code	Euro
	2x4W	LED board	230V	2x190lm	2700K	dimnable TRIAC	whitewash	TTB LWW 35	325,00
							black	TTB LNW 35	325,00

note CRI 85, IP20, orientable on three axes, white RAL 9003, black RAL 9005, also available in 120V

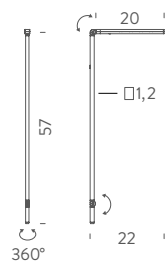


TUBES LARGE

 Charles Kalpakian

version	max power	source	voltage	lum. flux	CCT	switching	finish	code	Euro
	2x13W	LED board	230V	2x640lm	2700K	dimnable TRIAC	white/white	TTU LWW 31	480,00
							white/light gold	TTU LWG 31	495,00

note CRI 85, IP20, one element orientable 60°, white RAL 9003, grey RAL 7046, also available in 120V

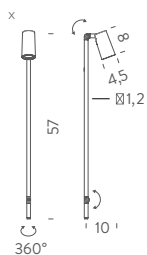


UNTITLED MINI WALL

version	total power	source	voltage	lum. flux	CCT	switching	finish	code	Euro
linear	7W	linear LED	110-240V	485lm	2700K	dimnable on board	black	UNT LN2 15	220,00
							white	UNT LW2 15	220,00
							titan grey	UNT LD2 15	245,00
							gold	UNT LG2 15	245,00
					3000K	dimnable on board	black	UNT LNN 15	220,00
							white	UNT LWW 15	220,00
							titan grey	UNT LDD 15	245,00
							gold	UNT LGG 15	245,00

note CRI 90, IP20, cable length 3,5m, honeycomb accessory included, 90° orientable spot, 40° orientable body 60° optic, black RAL9005, white RAL 9003, also available with ETL certification

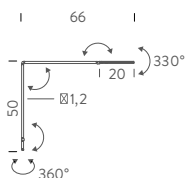




UNTITLED MINI WALL

version	total power	source	voltage	lum. flux	CCT	switching	finish	code	Euro
spot	6,5W	spot LED	110-240V	495lm	2700K	dimmable on board	black	UNTLN2 16	240,00
							white	UNTLW2 16	240,00
							titan grey	UNTLD2 16	265,00
							gold	UNTLG2 16	265,00
					3000K	dimmable on board	black	UNTLNN 16	240,00
							white	UNTLWW 16	240,00
							titan grey	UNTLDD 16	265,00
							gold	UNTLGG 16	265,00

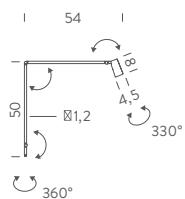
note CRI 90, IP20, cable length 3,5m, honeycomb accessory included, 90° orientable spot, 40° orientable body 60° optic, black RAL9005, white RAL 9003, also available with ETL certification



UNTITLED WALL

version	max power	source	voltage	lum. flux	CCT	switching	finish	code	Euro
linear	7W	linear LED	110-240V	485lm	2700K	dimmable on board	black	UNTLNN 11	260,00
							white	UNTLWW 11	260,00
							titan grey	UNTLDD 11	285,00
							gold	UNTLGG 11	285,00
					3000K	dimmable on board	black	UNTLNN 13	260,00
							white	UNTLWW 13	260,00
							titan grey	UNTLDD 13	285,00
							gold	UNTLGG 13	285,00

note CRI 90, IP20, cable length 2m, 40° optic spot LED, 155° joint rotation, accessories sold separately, black RAL 9005, white RAL 9003, also available with ETL certification

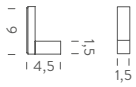


UNTITLED WALL

version	max power	source	voltage	lum. flux	CCT	switching	finish	code	Euro
spot	6,5W	spot LED	110-240V	395lm	2700K	dimmable on board	black	UNTLNN 12	290,00
							white	UNTLWW 12	290,00
							titan grey	UNTLDD 12	320,00
							gold	UNTLGG 12	320,00
					3000K	dimmable on board	black	UNTLNN 14	290,00
							white	UNTLWW 14	290,00
							titan grey	UNTLDD 14	320,00
							gold	UNTLGG 14	320,00

note CRI 90, IP20, cable length 2m, 40° optic spot LED, 155° joint rotation, accessories sold separately, black RAL 9005, white RAL 9003, also available with ETL certification

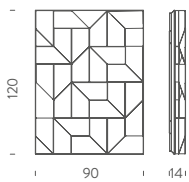




ACCESSORIES

<i>version</i>	<i>finish</i>	<i>code</i>	<i>Euro</i>
wall fixing	black	UNT ATN 31	55,00

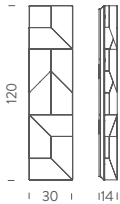
WALL SHADOWS GRANDE Charles Kalpakian



<i>version</i>	<i>max power</i>	<i>source</i>	<i>voltage</i>	<i>lum. flux</i>	<i>CCT</i>	<i>switching</i>	<i>finish</i>	<i>code</i>	<i>Euro</i>
	59W	LED board	110-240V	4640lm	3000K	dimnable 1-10V, push	white	WSH LWW 31	3130,00
<i>note</i>	CRI 80, IP20, TRIAC version on request (+200€), horizontal and vertical mounting, white RAL 9003								

ERIC

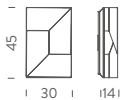
WALL SHADOWS LONG Charles Kalpakian



<i>version</i>	<i>max power</i>	<i>source</i>	<i>voltage</i>	<i>lum. flux</i>	<i>CCT</i>	<i>switching</i>	<i>finish</i>	<i>code</i>	<i>Euro</i>
	30W	LED board	110-240V	1050lm	3000K	dimnable 1-10V	white	WSH LWW 34	1390,00
<i>note</i>	CRI 80, IP20, TRIAC version on request (+200€), horizontal and vertical mounting, white RAL 9003								

ERIC

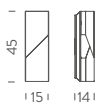
WALL SHADOWS MOYEN Charles Kalpakian



<i>version</i>	<i>max power</i>	<i>source</i>	<i>voltage</i>	<i>lum. flux</i>	<i>CCT</i>	<i>switching</i>	<i>finish</i>	<i>code</i>	<i>Euro</i>
	11W	LED board	110-240V	445lm	3000K	dimnable 1-10V	white	WSH LWW 33	420,00
<i>note</i>	CRI 80, IP20, TRIAC version on request (+200€), horizontal and vertical mounting, white RAL 9003								

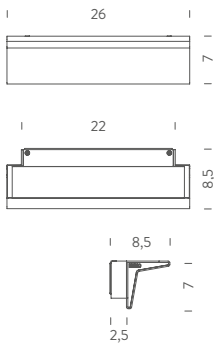
ERIC

WALL SHADOWS PETIT Charles Kalpakian



<i>version</i>	<i>max power</i>	<i>source</i>	<i>voltage</i>	<i>lum. flux</i>	<i>CCT</i>	<i>switching</i>	<i>finish</i>	<i>code</i>	<i>Euro</i>
	8W	LED board	110-240V	435lm	3000K	dimnable 1-10V	white	WSH LWW 32	270,00
<i>note</i>	CRI 80, IP20, TRIAC version on request (+200€), horizontal and vertical mounting, white RAL 9003								

ERIC

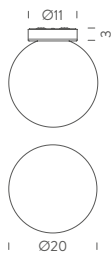
**ZENA** Roberto Paoli

<i>version</i>	<i>max power</i>	<i>source</i>	<i>voltage</i>	<i>lum. flux</i>	<i>CCT</i>	<i>switching</i>	<i>finish</i>	<i>code</i>	<i>Euro</i>
IP20	30W	LED board	230V	3000lm	2700K	dimmable TRIAC	white	ZEN LW2 31	250,00
							black	ZEN LN2 31	250,00
							white	ZEN LWW 31	250,00
							black	ZEN LNW 31	250,00
IP44	30W	LED board	230V	3000lm	2700K	dimmable TRIAC	white	ZEN LW2 33	295,00
							black	ZEN LN2 33	295,00
							white	ZEN LWW 33	295,00
							black	ZEN LNW 33	295,00

note CRI 85, white RAL 9003, black RAL 9005

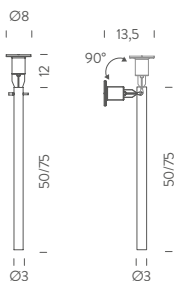


WALL/CEILING



ASTEROIDE CEILING Nemo

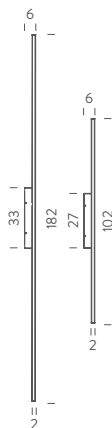
version	max power	source	voltage	lum. flux	CCT	switching	finish	code	Euro
	46W	E14	230V			dimnable according to bulb	chrome/white glass	AST EHW 43	165,00
<i>note</i>	IP20								<i>Prices without bulb</i>



CANNA NUDA Piero Castiglioni, Roberto Menghi

version	max power	source	voltage	lum. flux	CCT	switching	finish	code	Euro
L50cm	75W	G9	110-240V			dimnable according to bulb	satın nickel	CAN HSW 41	255,00
L75cm	75W	G9	110-240V			dimnable according to bulb	satın nickel	CAN HSW 42	265,00
<i>note</i>	IP20, kit G9 LED NEMO available in the accessory section, more specifications in the appendix section								<i>Prices without bulb</i>

EAC

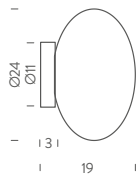


LINESCAPES WALL Nemo

version	max power	source	voltage	lum. flux	CCT	switching	finish	code	Euro
102cm	19W	linear LED	110-240V	1125lm	2700K	dimnable, push	white/grey	LIN LW2 35	385,00
							black/grey	LIN LN2 35	385,00
					3000K	dimnable, push	white/grey	LIN LWD 35	385,00
							black/grey	LIN LND 35	385,00
182cm	33W	linear LED	110-240V	1765lm	2700K	dimnable, push	white/grey	LIN LW2 36	455,00
							black/grey	LIN LN2 36	455,00
					3000K	dimnable, push	white/grey	LIN LWD 36	455,00
							black/grey	LIN LND 36	455,00

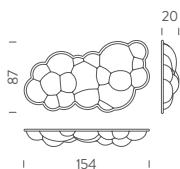
note CRI 85, IP20, side emission, driver on board, white RAL 9003, black RAL 9005

EAC

**MAGA** Nemo

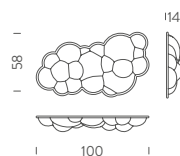
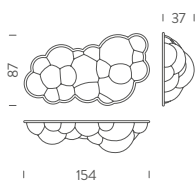
version	max power	source	voltage	lum. flux	CCT	switching	finish	code	Euro
	46W	E14	230V			dimmmable according to bulb	chrome/white glass	MGA EWW 32	130,00
<i>note</i>									IP20

Prices without bulb

**NUVOLA** Mario Bellini

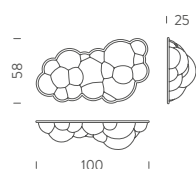
version	max power	source	voltage	lum. flux	CCT	switching	finish	code	Euro
H20	66W	linear LED	110-240V	4500lm	2700K	dimmmable 1-10V	white	NUV LWW 33	1085,00
H37	66W	linear LED	110-240V	4500lm	2700K	dimmmable 1-10V	white	NUV LWW 34	1205,00

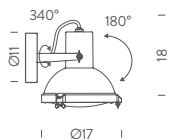
note CRI 85, IP20, TRIAC version on request (+200€), DALI version on request (+120€), CASAMBI version on request (+225€)

**NUVOLA MINOR** Mario Bellini

version	max power	source	voltage	lum. flux	CCT	switching	finish	code	Euro
H14	45W	linear LED	110-240V	3000lm	2700K	dimmmable 1-10V	white	NUM LWW 32	690,00
H25	45W	linear LED	110-240V	3000lm	2700K	dimmmable 1-10V	white	NUM LWW 31	840,00

note CRI 85, IP20, TRIAC version on request (+200€), DALI version on request (+120€), CASAMBI version on request (+225€)





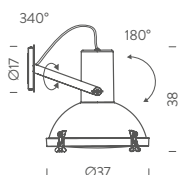
PROJECTEUR 165 Le Corbusier

version	max power	source	voltage	lum. flux	CCT	switching	finish	code	Euro
IP20	23W	E27 LED/FLUO	230V			dimmable according to bulb	night blue	PRP FDW 31	270,00
							whitesand	PRP FWS 31	270,00
							moka	PRP FMW 31	270,00
IP44	23W	E27 LED/FLUO	230V			dimmable according to bulb	night blue	PRP FDW 32	300,00
							whitesand	PRP FWS 32	300,00
							moka	PRP FMW 32	300,00

note orientable, max bulb H 11cm

Prices without bulb

ERC (only IP20 version)



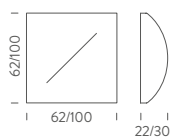
PROJECTEUR 365 Le Corbusier

version	max power	source	voltage	lum. flux	CCT	switching	finish	code	Euro
IP20	150W	E27	230V			dimmable according to bulb	night blue	PRJ EDW 3A	780,00
							white sand	PRJ EWS 3A	780,00
							moka	PRJ EMS 3A	780,00
IP54	60W	E27	230V			dimmable according to bulb	night blue	PRJ EDW 32	815,00
							white sand	PRJ EWS 32	815,00
							moka	PRJ EMS 32	815,00

note orientable

Prices without bulb

ERC (only IP20 version)



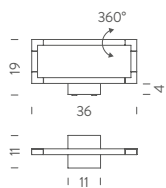
SAORI Kazuhide Takahama

version	max power	source	voltage	lum. flux	CCT	switching	finish	code	Euro
Q1	75W	E27	230V			dimmable according to bulb	white	SAO EWW 41	330,00
Q2	2x75W	E27	230V			dimmable according to bulb	white	SAO EWW 42	630,00

note IP20, diffuser in Lycra fabric

Prices without bulb

ERC



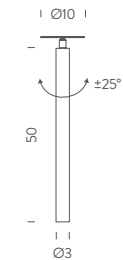
SPIGOLO Studiocharlie

<i>version</i>	<i>max power</i>	<i>source</i>	<i>voltage</i>	<i>lum. flux</i>	<i>CCT</i>	<i>switching</i>	<i>finish</i>	<i>code</i>	<i>Euro</i>
	14W	linear LED	110-240V	560lm	2700K		white	SPI LW2 31	290,00
							black	SPI LN2 31	290,00
					3000K		white	SPI LWW 31	290,00
							black	SPI LNN 31	290,00

note CRI 85, IP20, 360° orientable diffuser, white RAL 9003, black RAL 9005

ERC

CEILING

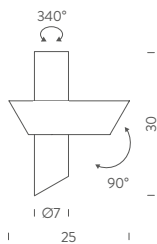


CANNA NUDA METALLO Piero Castiglioni, Roberto Menghi

version	max power	source	voltage	lum. flux	CCT	switching	finish	code	Euro
L50cm	6,2W	LED board	110-240V	360lm	3000K	ON/OFF	white	CAM LWW 71	325,00
							chrome	CAM LHH 71	360,00

accessory	description	finish	code	Euro
canopy for ceiling mounting		white	COM KWW 41	40,00
		chrome	COM KHH 41	40,00

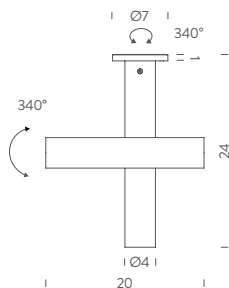
note CRI 85, IP20, semi recessed lamp, recessed hole: Ømin4/max6cm, 25° orientable, canopy (accessory) for standard mounting; more specifications on appendix section, white RAL 9003



TUBES LARGE Charles Kalpakian

version	max power	source	voltage	lum. flux	CCT	switching	finish	code	Euro
	2x13W	LED board	230V	2x640lm	2700K	dimmable TRIAC	white/white	TTU LWW 41	455,00
							white/light gold	TTU LWG 41	475,00

note CRI 85, IP20, 90°/340° elements orientability, white RAL 9003, grey RAL 7046, also available in 120V 475,00



TUBES CEILING Charles Kalpakian

version	max power	source	voltage	lum. flux	CCT	switching	finish	code	Euro
	2x4W	LED board	230V	2x190lm	2700K	dimmable TRIAC	whitewash	TTB LWW 42	315,00
							black	TTB LNW 42	315,00

note CRI 85, IP20, 340° elements orientability, whitewash RAL 9002, black RAL 9005, also available in 120V

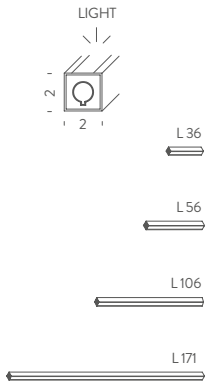


THE LINESCAPES SYSTEM

LINESCAPES SYSTEM Nemo

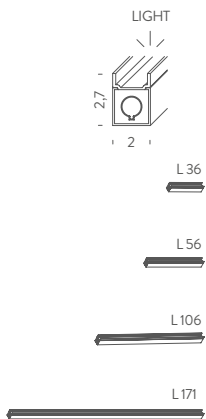
SEGMENT

LED



version	max power	source	voltage	lum. flux	CCT	switching	finish	code	Euro
L 36	6W	linear LED	24V DC	335lm	2700K		white	LSS LW8 51	85,00
L 36							black	LSS LN8 51	85,00
L 56	9,5W	linear LED	24V DC	600lm	2700K		white	LSS LW7 51	125,00
L 56							black	LSS LN7 51	125,00
L 106	19W	linear LED	24V DC	1125lm	2700K		white	LSS LW6 51	170,00
L 106							black	LSS LN6 51	170,00
L 171	33W	linear LED	24V DC	1765lm	2700K		white	LSS LW5 51	235,00
L 171							black	LSS LN5 51	235,00
L 36	6W	linear LED	24V DC	335lm	3000K		white	LSS LW4 51	85,00
L 36							black	LSS LN4 51	85,00
L 56	9,5W	linear LED	24V DC	600lm	3000K		white	LSS LW3 51	125,00
L 56							black	LSS LN3 51	125,00
L 106	19W	linear LED	24V DC	1125lm	3000K		white	LSS LW2 51	170,00
L 106							black	LSS LN2 51	170,00
L 171	33W	linear LED	24V DC	1765lm	3000K		white	LSS LW1 51	235,00
L 171							black	LSS LN1 51	235,00
<i>note</i>	CRI80, IP20, orientable 360°, driver excluded; more specifications on appendix section, white RAL 9003, black RAL 9005								

WING



version	max power	source	voltage	lum. flux	CCT	switching	finish	code	Euro
L 36	6W	linear LED	24V DC	335lm	2700K		white	LSS UW8 51	105,00
L 36							black	LSS UN8 51	105,00
L 56	9,5W	linear LED	24V DC	600lm	2700K		white	LSS UW7 51	140,00
L 56							black	LSS UN7 51	140,00
L 106	19W	linear LED	24V DC	1125lm	2700K		white	LSS UW6 51	195,00
L 106							black	LSS UN6 51	195,00
L 171	33W	linear LED	24V DC	1765lm	2700K		white	LSS UW5 51	255,00
L 171							black	LSS UN5 51	255,00
L 36	6W	linear LED	24V DC	335lm	3000K		white	LSS UW4 51	105,00
L 36							black	LSS UN4 51	105,00
L 56	9,5W	linear LED	24V DC	600lm	3000K		white	LSS UW3 51	140,00
L 56							black	LSS UN3 51	140,00
L 106	19W	linear LED	24V DC	1125lm	3000K		white	LSS UW2 51	195,00
L 106							black	LSS UN2 51	195,00
L 171	33W	linear LED	24V DC	1765lm	3000K		white	LSS UW1 51	255,00
L 171							black	LSS UN1 51	255,00
<i>note</i>	CRI80, IP20, orientable 360°, driver excluded, white wing on white bar / black wing on black bar; more specifications on appendix section, white RAL 9003, black RAL 9005								

NO LIGHT

**LINK***version*

36cm

*finish**code**Euro*

white

LSS BW4 51

60,00

black

LSS BN4 51

60,00

L36



56cm

white

LSS BW3 51

80,00

black

LSS BN3 51

80,00

L56



106cm

white

LSS BW2 51

100,00

black

LSS BN2 51

100,00

L106



171cm

white

LSS BW1 51

130,00

black

LSS BN1 51

130,00

L171

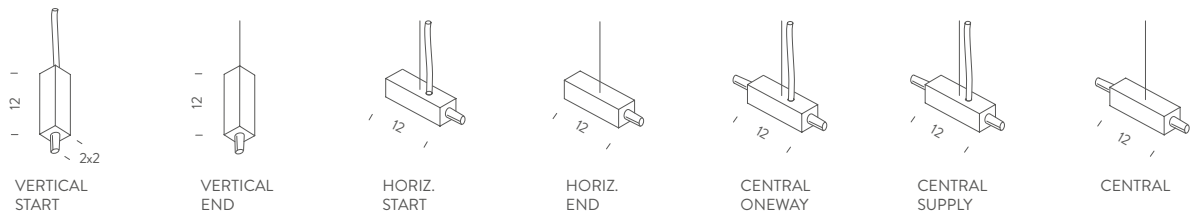
*note*

24V electricity connection, orientable 360°, no light; more specifications on appendix section, white RAL 9003, black RAL 9005

CONNECTIONS

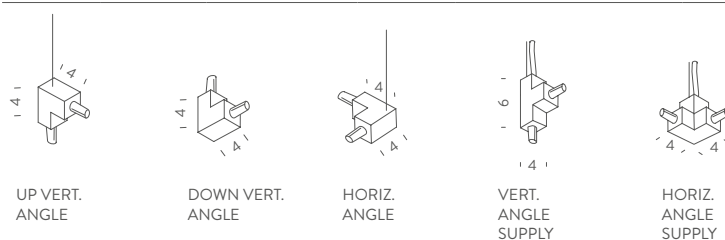
LINEAR

<i>version</i>	<i>finish</i>	<i>code</i>	<i>Euro</i>
vertical start	white	LSS CW1 51	50,00
	black	LSS CN1 51	50,00
vertical end	white	LSS CW6 51	30,00
	black	LSS CN6 51	30,00
horizontal start	white	LSS CW2 51	50,00
	black	LSS CN2 51	50,00
horizontal end	white	LSS CW3 51	35,00
	black	LSS CN3 51	35,00
central supply	white	LSS CW4 51	50,00
	black	LSS CN4 51	50,00
central	white	LSS CW5 51	35,00
	black	LSS CN5 51	35,00
central oneway	white	LSS CW7 51	40,00
	black	LSS CN7 51	40,00
<i>note</i>	orientable 360°, square section 2x2, cable length 3m, more specifications on appendix section, white RAL 9003, black RAL 9005		



ANGLES

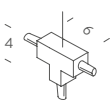
<i>version</i>	<i>finish</i>	<i>code</i>	<i>Euro</i>
up vertical angle	white	LSS AW1 51	45,00
	black	LSS AN1 51	45,00
down vertical angle	white	LSS AW2 51	30,00
	black	LSS AN2 51	30,00
horizontal angle	white	LSS AW3 51	45,00
	black	LSS AN3 51	45,00
vertical angle supply	white	LSS AW4 51	85,00
	black	LSS AN4 51	85,00
horizontal angle supply	white	LSS AW5 51	85,00
	black	LSS AN5 51	85,00
<i>note</i>	orientable 360°, square section 2x2, cable length 3m, more specifications on appendix section, white RAL 9003, black RAL 9005		



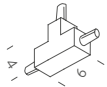
T-SHAPE

<i>version</i>	<i>finish</i>	<i>code</i>	<i>Euro</i>
T up vertical	white	LSS TW2 51	70,00
	black	LSS TN2 51	70,00
T down vertical	white	LSS TW1 51	70,00
	black	LSS TN1 51	70,00
T horizontal	white	LSS TW3 51	70,00
	black	LSS TN3 51	70,00

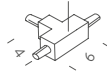
note orientable 360°, square section 2x2, cable length max 3m, more specifications on appendix section, white RAL 9003, black RAL 9005



T UP
VERTICAL



T DOWN
VERTICAL

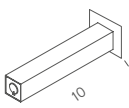


T HORIZONTAL

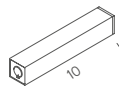
WALL/CEILING

<i>version</i>	<i>finish</i>	<i>code</i>	<i>Euro</i>
wall/ceiling start	white	LSS FW3 41	90,00
	black	LSS FN3 41	90,00
wall/ceiling end	white	LSS FW1 41	95,00
	black	LSS FN1 41	95,00
wall/ceiling end + xyz connector	white	LSS FW2 41	100,00
	black	LSS FN2 41	100,00

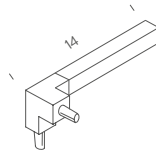
note square section 2x2; more specifications on appendix section, white RAL 9003, black RAL 9005



WALL/CEILING
START



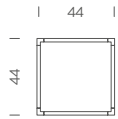
WALL/CEILING
END



WALL/CEILING END+XYZ
CONNECTOR

EXTENSION CABLE KIT

	<i>dimensions</i>	<i>finish</i>	<i>code</i>	<i>Euro</i>
metal 3m	4xØ0,9		LSS KHH 51	25,00
electric 3m	4x1,2x1,4		LSS KHH 52	40,00



DESK MATRIX Nemo

44X44 CM

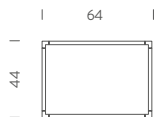
version	max power	source	voltage	lum. flux	CCT	switching	finish	code	Euro		
vertical	24W	linear LED	110-240V	1340lm	2700K	dimmable 1-10V	white	LSV LW2 51	910,00		
							black	LSV LN2 51	910,00		
							3000K	dimmable 1-10V	white	LSV LW3 51	910,00
							black	LSV LN3 51	910,00		
horizontal	24W	linear LED	110-240V	1340lm	2700K	dimmable 1-10V	white	LSH LW2 51	955,00		
							black	LSH LN2 51	955,00		
							3000K	dimmable 1-10V	white	LSH LW3 51	955,00
							black	LSH LN3 51	955,00		

note CRI 85, IP20, adjustable cable length 3m, DALI version on request (+120€), orientable lighting bars 360°, white RAL 9003, black RAL 9005

included box with power supply 29x5x5cm



box with power supply 29x5x5



64X44 CM


version	max power	source	voltage	lum. flux	CCT	switching	finish	code	Euro		
vertical	31W	linear LED	110-240V	1870lm	2700K	dimmable 1-10V	white	LSV LW2 55	990,00		
							black	LSV LN2 55	990,00		
							3000K	dimmable 1-10V	white	LSV LW3 55	990,00
							black	LSV LN3 55	990,00		
horizontal	31W	linear LED	110-240V	1870lm	2700K	dimmable 1-10V	white	LSH LW2 55	1020,00		
							black	LSH LN2 55	1020,00		
							3000K	dimmable 1-10V	white	LSH LW3 55	1020,00
							black	LSH LN3 55	1020,00		

note CRI 85, IP20, adjustable cable length 3m, DALI version on request (+120€), orientable lighting bars 360°, white RAL 9003, black RAL 9005

included box with power supply 29x5x5cm



box with power supply 29x5x5



114X44 CM


version	max power	source	voltage	lum. flux	CCT	switching	finish	code	Euro		
vertical	50W	linear LED	110-240V	2920lm	2700K	dimmable 1-10V	white	LSV LW2 58	1095,00		
							black	LSV LN2 58	1095,00		
							3000K	dimmable 1-10V	white	LSV LW3 58	1095,00
							black	LSV LN3 58	1095,00		
horizontal	50W	linear LED	110-240V	2920lm	2700K	dimmable 1-10V	white	LSH LW2 58	1130,00		
							black	LSH LN2 58	1130,00		
							3000K	dimmable 1-10V	white	LSH LW3 58	1130,00
							black	LSH LN3 58	1130,00		

note CRI 85, IP20, adjustable cable length 3m, DALI version on request (+120€), orientable lighting bars 360°, white RAL 9003, black RAL 9005

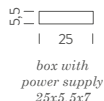
included box with power supply 29x5x5cm



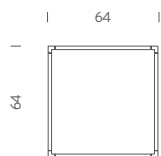
box with power supply 29x5x5



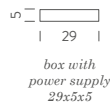
178X44 CM



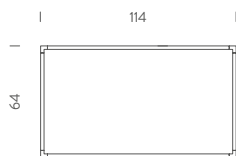
version	max power	source	voltage	lum. flux	CCT	switching	finish	code	Euro	
vertical	78W	linear LED	110-240V	4200lm	2700K	dimmable 1-10V	white	LSV LW2 5A	1290,00	
							black	LSV LN2 5A	1290,00	
						3000K	dimmable 1-10V	white	LSV LW3 5A	1290,00
								black	LSV LN3 5A	1290,00
horizontal	78W	linear LED	110-240V	4200lm	2700K	dimmable 1-10V	white	LSH LW2 5A	1320,00	
							black	LSH LN2 5A	1320,00	
						3000K	dimmable 1-10V	white	LSH LW3 5A	1320,00
								black	LSH LN3 5A	1320,00
note	CRI 85, IP20, adjustable cable length 3m, DALI version on request (+120€), orientable lighting bars 360°, white RAL 9003, black RAL 9005									
included	box with power supply 25x5,5x7cm									



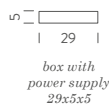
64X64 CM




version	max power	source	voltage	lum. flux	CCT	switching	finish	code	Euro	
vertical	38W	linear LED	110-240V	2400lm	2700K	dimmable 1-10V	white	LSV LW2 52	1065,00	
							black	LSV LN2 52	1065,00	
						3000K	dimmable 1-10V	white	LSV LW3 52	1065,00
								black	LSV LN3 52	1065,00
horizontal	38W	linear LED	110-240V	2400lm	2700K	dimmable 1-10V	white	LSH LW2 52	1095,00	
							black	LSH LN2 52	1095,00	
						3000K	dimmable 1-10V	white	LSH LW3 52	1095,00
								black	LSH LN3 52	1095,00
note	CRI 85, IP20, adjustable cable length 3m, DALI version on request (+120€), orientable lighting bars 360°, white RAL 9003, black RAL 9005									
included	box with power supply 29x5x5cm									



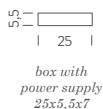
114X64 CM



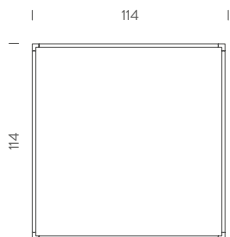
version	max power	source	voltage	lum. flux	CCT	switching	finish	code	Euro	
vertical	57W	linear LED	110-240V	3450lm	2700K	dimmable 1-10V	white	LSV LW2 56	1175,00	
							black	LSV LN2 56	1175,00	
						3000K	dimmable 1-10V	white	LSV LW3 56	1175,00
								black	LSV LN3 56	1175,00
horizontal	57W	linear LED	110-240V	3450lm	2700K	dimmable 1-10V	white	LSH LW2 56	1205,00	
							black	LSH LN2 56	1205,00	
						3000K	dimmable 1-10V	white	LSH LW3 56	1205,00
								black	LSH LN3 56	1205,00
note	CRI 85, IP20, adjustable cable length 3m, DALI version on request (+120€), orientable lighting bars 360°, white RAL 9003, black RAL 9005									
included	box with power supply 29x5x5cm									



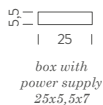
178X64 CM



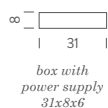

version	max power	source	voltage	lum. flux	CCT	switching	finish	code	Euro	
vertical	85W	linear LED	110-240V	4730lm	2700K	dimmable 1-10V	white	LSV LW2 59	1360,00	
							black	LSV LN2 59	1360,00	
						3000K	dimmable 1-10V	white	LSV LW3 59	1360,00
								black	LSV LN3 59	1360,00
horizontal	85W	linear LED	110-240V	4730lm	2700K	dimmable 1-10V	white	LSH LW2 59	1395,00	
							black	LSH LN2 59	1395,00	
						3000K	dimmable 1-10V	white	LSH LW3 59	1395,00
								black	LSH LN3 59	1395,00
<i>note</i>		CRI 85, IP20, adjustable cable length 3m,DALI version on request (+120€), orientable lighting bars 360°, white RAL 9003, black RAL 9005								
<i>included</i>		box with power supply 25x5,5x7cm								



114X114 CM



version	max power	source	voltage	lum. flux	CCT	switching	finish	code	Euro	
vertical	76W	linear LED	110-240V	4500lm	2700K	dimmable 1-10V	white	LSV LW2 53	1360,00	
							black	LSV LN2 53	1360,00	
						3000K	dimmable 1-10V	white	LSV LW3 53	1360,00
								black	LSV LN3 53	1360,00
horizontal	76W	linear LED	110-240V	4500lm	2700K	dimmable 1-10V	white	LSH LW2 53	1395,00	
							black	LSH LN2 53	1395,00	
						3000K	dimmable 1-10V	white	LSH LW3 53	1395,00
								black	LSH LN3 53	1395,00
<i>note</i>		CRI 85, IP20, adjustable cable length 3m,DALI version on request (+120€), orientable lighting bars 360°, white RAL 9003, black RAL 9005								
<i>included</i>		box with power supply 25x5,5x7cm								

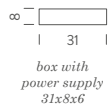



178X114 CM

version	max power	source	voltage	lum. flux	CCT	switching	finish	code	Euro
vertical	104W	linear LED	110-240V	5780lm	2700K	dimmable 1-10V	white	LSV LW2 57	1465,00
							black	LSV LN2 57	1465,00
					3000K	dimmable 1-10V	white	LSV LW3 57	1465,00
							black	LSV LN3 57	1465,00
horizontal	104W	linear LED	110-240V	5780lm	2700K	dimmable 1-10V	white	LSH LW2 57	1505,00
							black	LSH LN2 57	1505,00
					3000K	dimmable 1-10V	white	LSH LW3 57	1505,00
							black	LSH LN3 57	1505,00

note CRI 85, IP20, adjustable cable length 3m, DALI version on request (+120€), orientable lighting bars 360°, white RAL 9003, black RAL 9005

included box with power supply 31x8x6cm



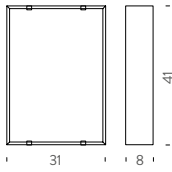
178X178 CM

version	max power	source	voltage	lum. flux	CCT	switching	finish	code	Euro
vertical	132W	linear LED	110-240V	7060lm	2700K	dimmable 1-10V	white	LSV LW2 54	1575,00
							black	LSV LN2 54	1575,00
					3000K	dimmable 1-10V	white	LSV LW3 54	1575,00
							black	LSV LN3 54	1575,00
horizontal	132W	linear LED	110-240V	7060lm	2700K	dimmable 1-10V	white	LSH LW2 54	1615,00
							black	LSH LN2 54	1615,00
					3000K	dimmable 1-10V	white	LSH LW3 54	1615,00
							black	LSH LN3 54	1615,00

note CRI 85, IP20, adjustable cable length 3m, DALI version on request (+120€), orientable lighting bars 360°, white RAL 9003, black RAL 9005

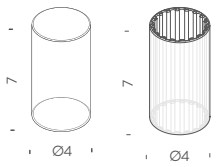
included box with power supply 31x8x6cm

ACCESSORIES



LE CADRE PARFAIT Le Corbusier

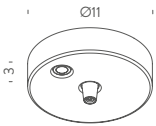
<i>finish</i>	<i>code</i>	<i>Euro</i>
oiled solid beech	CLC SMT 31	360,00
<i>note</i> tempered transparent glass, aluminum anodized brackets		



KIT GLASS FOR CROWN / KIT VETRI CROWN

6 pieces / 6 pezzi

<i>finish</i>	<i>code</i>	<i>Euro</i>
satin	CRO 000 20	46,00
transparent ribbed	CRO 000 10	60,00



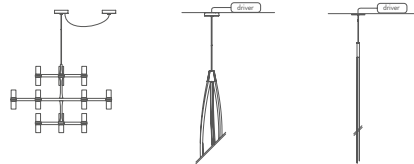
CANOPY / ROSONE

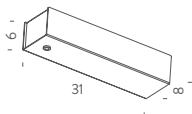
Ø11x3

<i>finish</i>	<i>code</i>	<i>Euro</i>
white	ROS KWW 51	40,00
black	ROS KNN 51	40,00
chrome	ROS KHH 51	50,00
gold	ROS KGW 51	65,00
gold plated	ROS KOW 51	70,00
white	LSS PWR 51	60,00
black	LSS PNR 51	60,00

note to be used for decentralized solution or remote mounting driver (example below), white RAL 9003, black RAL 9005

example



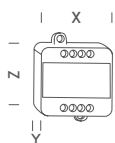


EMPTY BOX FOR REMOTE LED DRIVERS / BOX VUOTO PER DRIVER LED REMOTO

31x8x6

<i>finish</i>	<i>code</i>	<i>Euro</i>
white	ROS LWW 51	140,00
black	ROS LNN 51	140,00

note available for all the remote LED drivers from 100W to 240W, dimmable DALI and 1-10V / disponibile per tutti gli alimentatori LED in remoto da 100W a 240W, dimmerabili DALI e 1-10V, white RAL 9003, black RAL 9005



DIMMER INTERFACE

WIRED

dimensions x,y,z

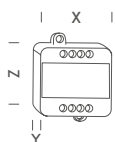
switching

code *Euro*

4,4x1,9x5,7

0-10V | 1-10V | PUSH | DALI

DIM LDP 51 105,00



DIMMER INTERFACE

WIRELESS

dimensions x,y,z

switching

code *Euro*

4,4x2,5x5,7

CASAMBI | PUSH

DIM LCP 51 200,00

note on board or external mounting, iOS and Android compatible, set up by customer



REMOTE CONTROL KIT / KIT PER DIMMERAZIONE IN REMOTO

voltage

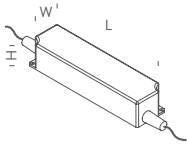
code *Euro*

mono channel dimmer for LED with RF (radio frequency) wireless remote control / dimmer monocanale per LED con telecomando RF (radiofrequenza) wireless

24V

REM 24V 51 50,00

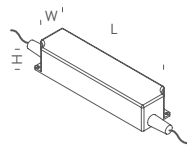
note to be used as dimming solution in place of specific wiring / utilizzabile come soluzione di dimmerazione alternativa al cablaggio specifico used to dim the following pendant lamps (all the codes) / utilizzabile per dimmerare le seguenti sospensioni (tutti i codici): Drop, Ellisse, In the Wind, Kepler, Linescapes, Linescapes System, Spigolo, Titia, Tru



POWER SUPPLIES / ALIMENTATORI

1-10V

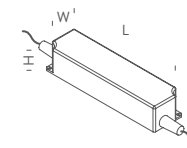
<i>LxWxH cm</i>	<i>max power</i>	<i>voltage</i>	<i>switching</i>	<i>code</i>	<i>Euro</i>
14,8x4x3,2	25W	110-240V input, 24V output	dimmmable 1-10V	LIN ALI 32	105,00
16,8x4,3x3,2	60W	110-240V input, 24V output	dimmmable 1-10V	LIN ALI 31	145,00
16x6x3,6	90W	110-240V input, 24V output	dimmmable 1-10V	LIN ALI 34	165,00
22,8x6,8x4	150W	110-240V input, 24V output	dimmmable 1-10V	LIN ALI 35	210,00
22,8x6,8x4	185W	110-240V input, 24V output	dimmmable 1-10V	LIN ALI 36	210,00
24,5x6,8x4	240W	110-240V input, 24V output	dimmmable 1-10V	LIN ALI 37	285,00
25,2x9x4,4	320W	110-240V input, 24V output	dimmmable 1-10V	LIN ALI 38	435,00
<i>note</i>	1-10V solution needs 5 wires to dim / per la dimmerazione tramite 1-10V è necessario un impianto elettrico con 5 cavi				



DALI

<i>LxWxH cm</i>	<i>max power</i>	<i>voltage</i>	<i>switching</i>	<i>code</i>	<i>Euro</i>
20x6,3x3,6	100W	110-240V input, 24V output	dimmmable DALI	LIN ALI 51	200,00
22x6,3x3,6	150W	110-240V input, 24V output	dimmmable DALI	LIN ALI 52	210,00
24,4x7x3,8	200W	110-240V input, 24V output	dimmmable DALI	LIN ALI 53	265,00
24,4x7x3,6	240W	110-240V input, 24V output	dimmmable DALI	LIN ALI 54	295,00
<i>note</i>	DALI solution needs 5 wires to dim / per la dimmerazione tramite DALI è necessario un impianto elettrico con 5 cavi				

IP65

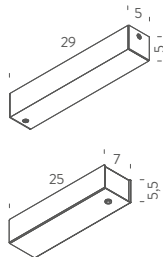


TRIAC

<i>LxWxH cm</i>	<i>max power</i>	<i>voltage</i>	<i>switching</i>	<i>code</i>	<i>Euro</i>
19,5x6x4	96W	120-277V input, 24V output	TRIAC	ALI 096 T1	200,00
<i>note</i>	TRIAC solution needs 3 wires to dim				

IP67

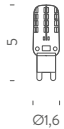
BOX WITH POWER SUPPLIES



<i>version</i>	<i>max power</i>	<i>voltage</i>	<i>switching</i>	<i>finish</i>	<i>code</i>	<i>Euro</i>
	60W	110-240V	1-10V	white	LSS PW6 51	375,00
				black	LSS PN6 51	375,00
	90W	110-240V	1-10V	white	LSS PW9 51	450,00
				black	LSS PN9 51	450,00
<i>note</i>	additional drivers and accessories available on the basis of a specific project, white RAL 9003, black RAL 9005					

**NEMO E27 LED BULB 240V - 2700K**

<i>LxWxH cm</i>	<i>N°</i>	<i>max power</i>	<i>voltage</i>	<i>lum. flux</i>	<i>switching</i>	<i>code</i>	<i>Euro</i>
Ø12,5x17	1 piece	8W	240V	900lm	dimnable according to dimmer specification	LED D27 00	55,00
<i>note</i>	white globe bulb,						

**NEMO G9 LED KIT - 230V****2700K**

<i>LxWxH cm</i>	<i>N°</i>	<i>max power</i>	<i>voltage</i>	<i>lum. flux</i>	<i>switching</i>	<i>code</i>	<i>Euro</i>
Ø1,6x5	6 pieces	2,2W each	230V	200lm	dimnable according to dimmer specification	LED D02 72	105,00
	12 pieces					LED D02 73	210,00
	30 pieces					LED D02 74	525,00

3000K

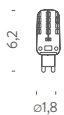
Ø1,6x5	6 pieces	2,2W each	230V	220lm	dimnable according to dimmer specification	LED D03 02	105,00
	12 pieces					LED D03 03	210,00
	30 pieces					LED D03 04	525,00

NEMO G9 LED KIT - 120V**2700K**

<i>LxWxH cm</i>	<i>N°</i>	<i>max power</i>	<i>voltage</i>	<i>lum. flux</i>	<i>switching</i>	<i>code</i>	<i>Euro</i>
Ø1,6x5	6 pieces	2,2W each	120V	200lm	dimnable according to dimmer specification	LED D62 71	145,00

3000K

Ø1,6x5	6 pieces	2,2W each	120V	220lm	dimnable according to dimmer specification	LED D63 01	145,00
--------	----------	-----------	------	-------	--	-------------------	--------

note CRI 80**NEMO G9 4W LED KIT**

<i>LxWxH cm</i>	<i>N°</i>	<i>max power</i>	<i>source</i>	<i>voltage</i>	<i>lum. flux</i>	<i>CCT</i>	<i>code</i>	<i>Euro</i>
Ø1,8x6,2	2 pieces	4W each	G9 LED bulb	230V	400lm	2700K	LED D02 75	45,00
						3000K	LED D03 05	45,00
				120V	400lm	2700K	LED D62 75	45,00
						3000K	LED D63 05	45,00
<i>note</i>	dimnable according to dimmer specification							

**NEMO CROWN FINISH BOX PRESENTATION KIT**

<i>LxWxH cm</i>	<i>N°</i>	<i>component / finish</i>	<i>code</i>	<i>Euro</i>
10x6,5x8,5	6 pieces in each box 6 pezzi in ogni scatola	crown finish sample (white, black, polished, gold, gold plated, black plated)	BOX CRO 00	-

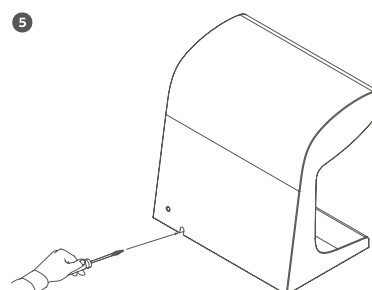
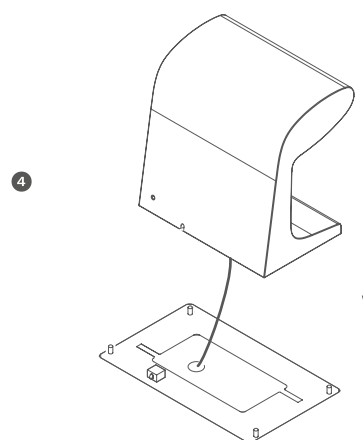
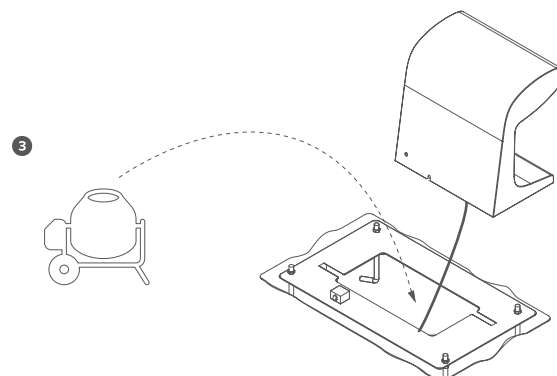
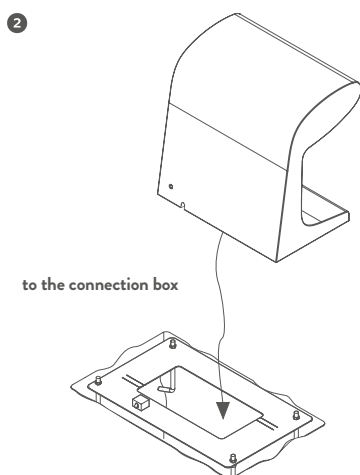
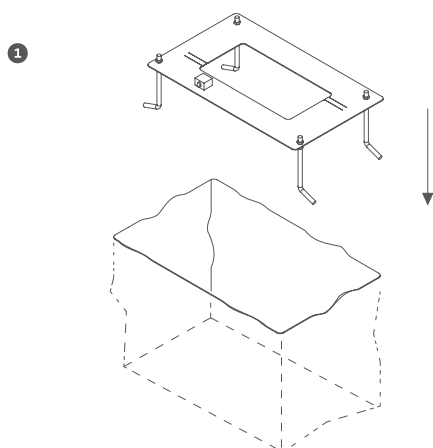
**NEMO CROWN GLASS FINISH BOX PRESENTATION KIT**

<i>LxWxH cm</i>	<i>N°</i>	<i>component / finish</i>	<i>code</i>	<i>Euro</i>
10x6,5x8,5	2 pieces each box 2 pezzi in ogni scatola	1 satinated and 1 striped glass sample	BOX CRO 69	-

APPENDIX

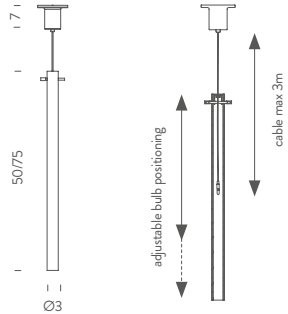
BORNE BÉTON OUTDOOR

Floor mounting with vandal proof fixing plate / Montaggio a terra con accessorio antivandalo



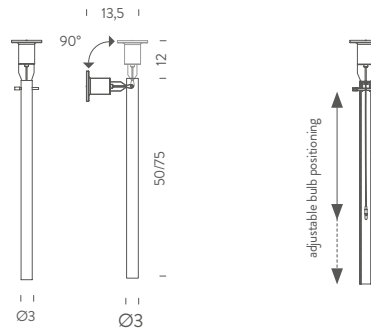
CANNA NUDA PENDANT

Adjustable glass and cable length / Altezza del vetro e lunghezza del cavo regolabile



CANNA NUDA CEILING/WALL

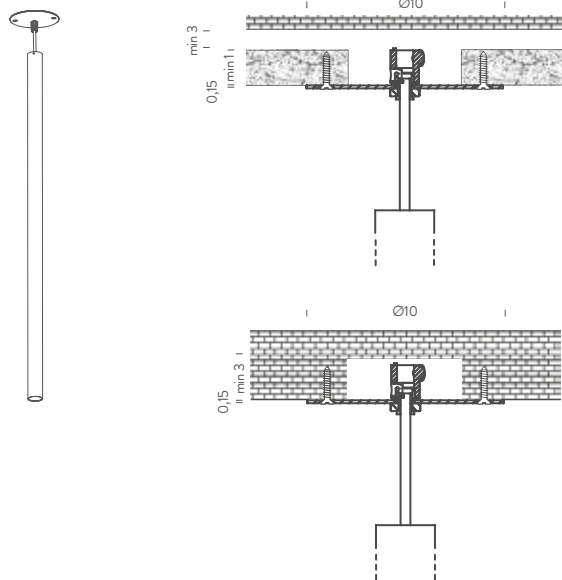
Adjustable glass and cable length / Altezza del vetro e lunghezza del cavo regolabile



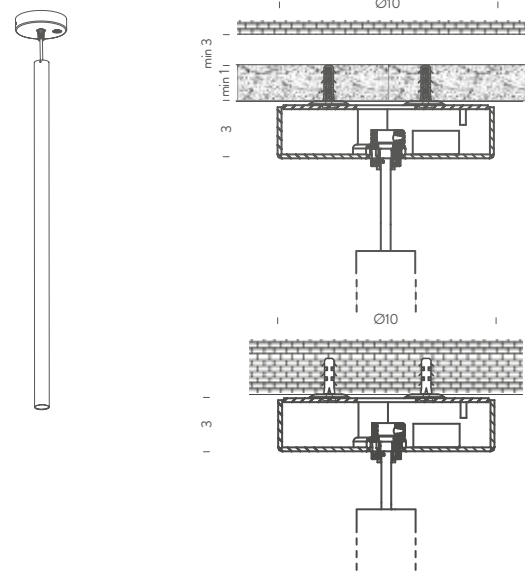
CANNA NUDA METALLO PENDANT

Ømin4 / max6cm x Hmin3

Standard version, mounting on plasterboard and concrete
Versione standard, montaggio su cartongesso e muratura



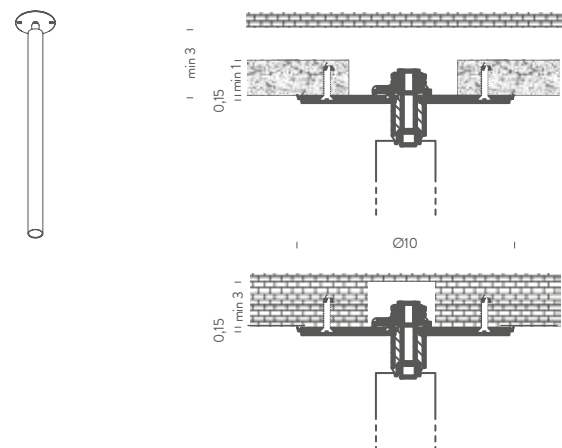
Version with canopy accessory, mounting on plasterboard and concrete
Versione con accessorio rosone, montaggio su cartongesso e muratura



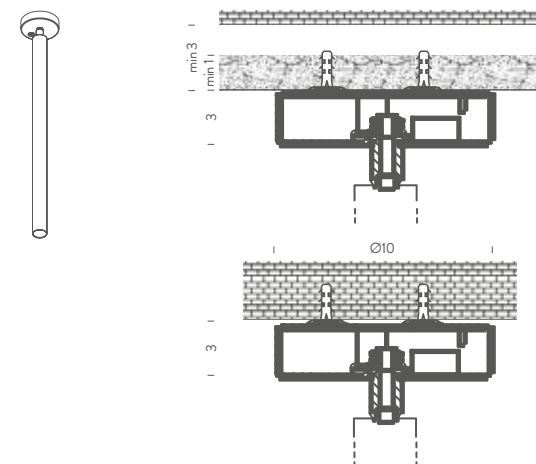
CANNA NUDA METALLO CEILING

Ømin4 / max6cm

Standard version, mounting on plasterboard and concrete
Versione standard, montaggio su cartongesso e muratura



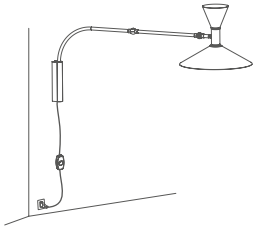
Version with canopy accessory, mounting on plasterboard and concrete
Versione con accessorio rosone, montaggio su cartongesso e muratura



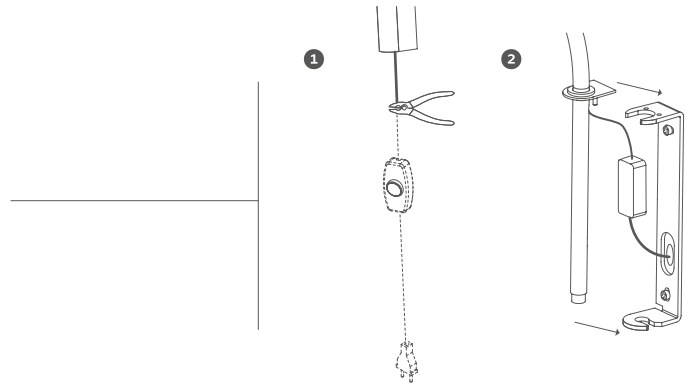
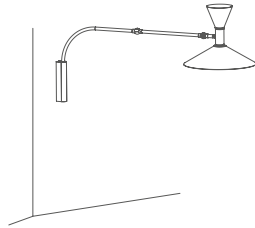
LAMPE DE MARSEILLE / LAMPE DE MARSEILLE MINI

Mounting with cable and switch / direct electrical connection
 Montaggio con cavo e interruttore / installazione diretta

Wall mounting with cable and switch
 Montaggio a parete con cavo e interruttore



Wall mounting with cable and switch
 Montaggio a parete con cavo e interruttore



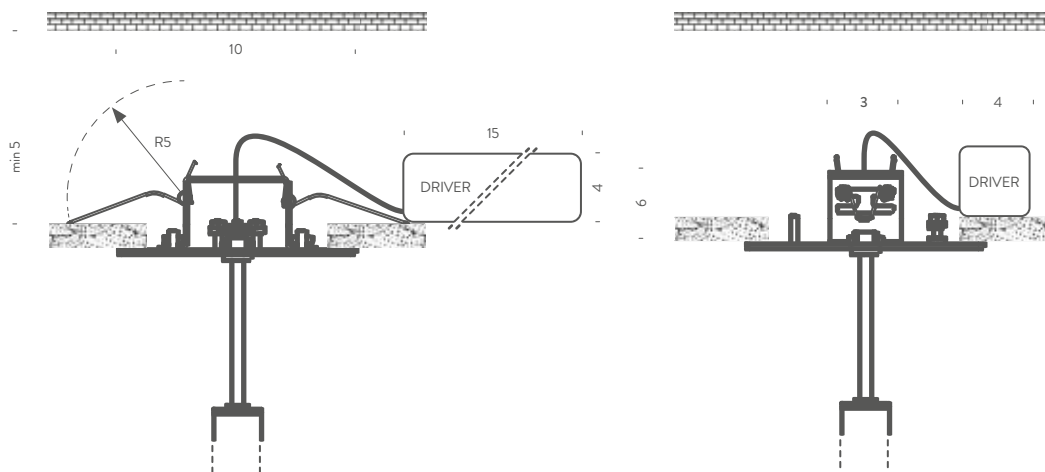
LINESCAPES PENDANT VERTICAL

Sections for recessed pendant mounting (plasterboard) / Sezioni per installazione versione incasso sospesa (cartongesso)

Ø8 x H min 4



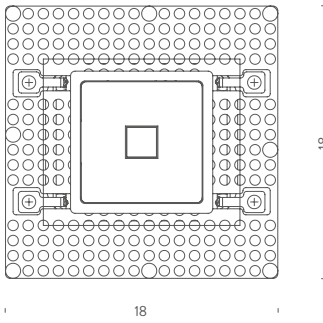
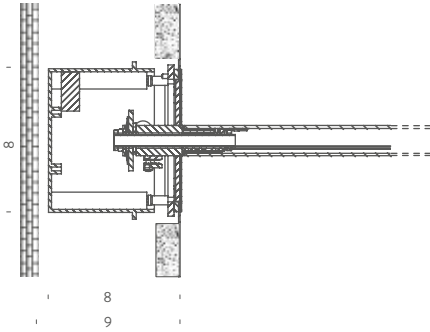
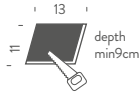
Recessed pendant mounting, frontal and side view
 Montaggio versione incasso sospesa, vista frontale e laterale



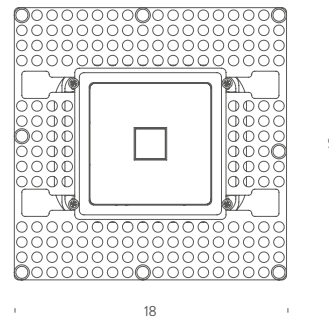
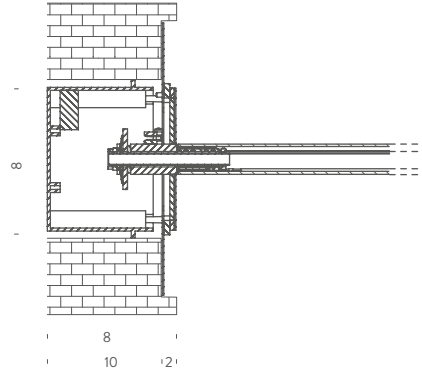
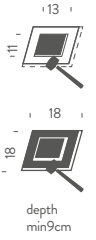
LINESCAPES CANTILEVERED

Sections for recessed cantilevered mounting (plasterboard and concrete) / Sezioni per installazione versione incasso a sbalzo (cartongesso e muratura)

Recessed cantilever mounting on plasterboard, side and front view
Montaggio incasso a sbalzo su cartongesso, vista laterale e frontale

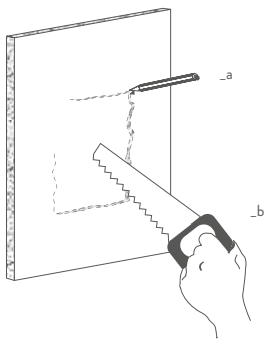


Recessed cantilever mounting on concrete, side and front view
Montaggio incasso a sbalzo su muratura, vista laterale e frontale

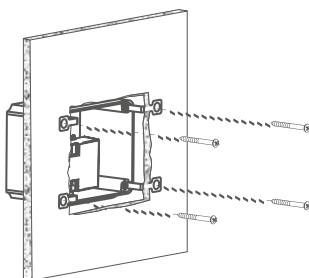


Mounting on plasterboard / Installazione su cartongesso

1 A

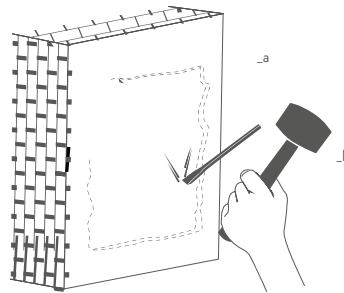


2 A

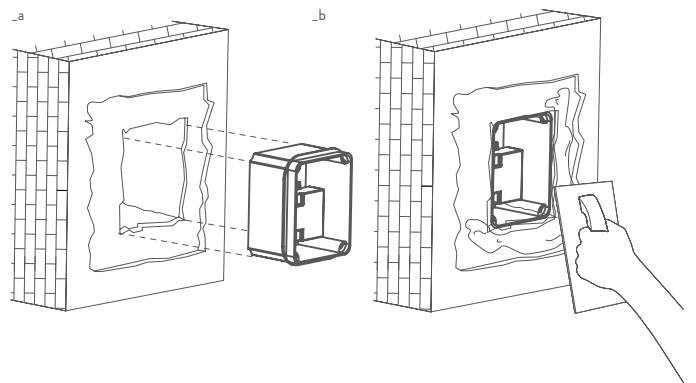




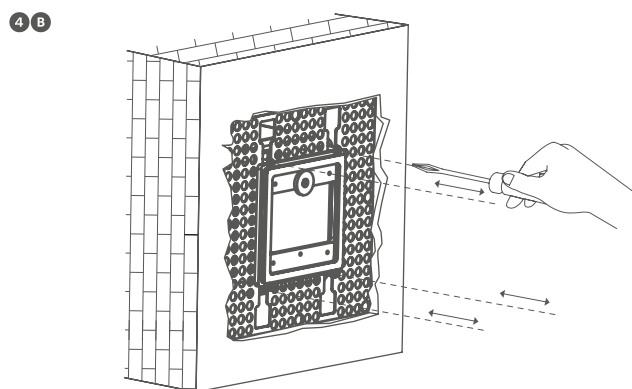
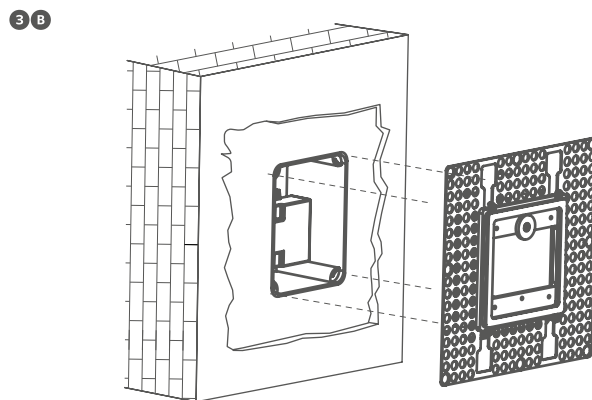
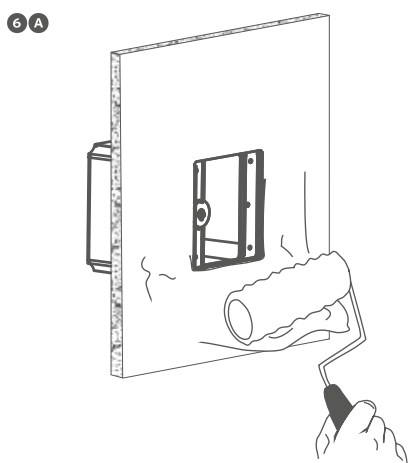

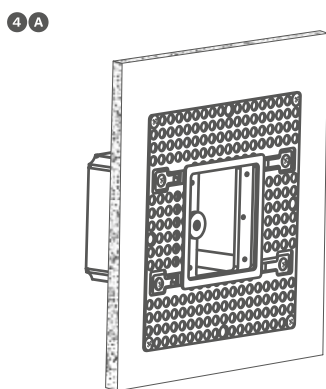
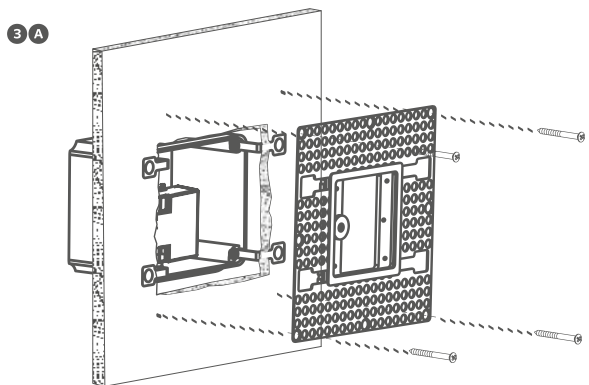
Mounting on concrete / Installazione su muratura

1 B

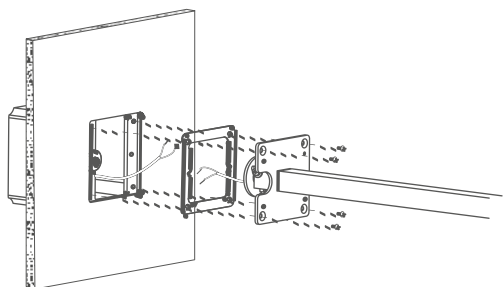


2 B

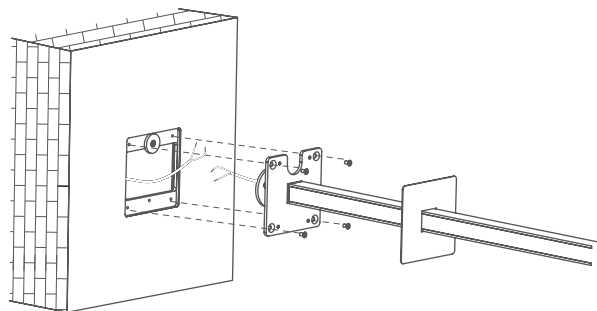




7 A

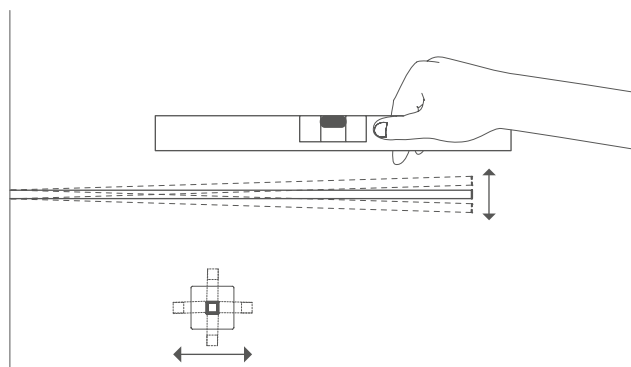
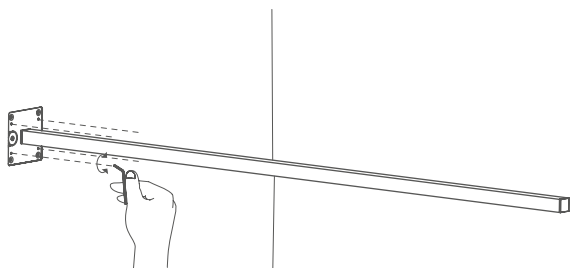


7 B

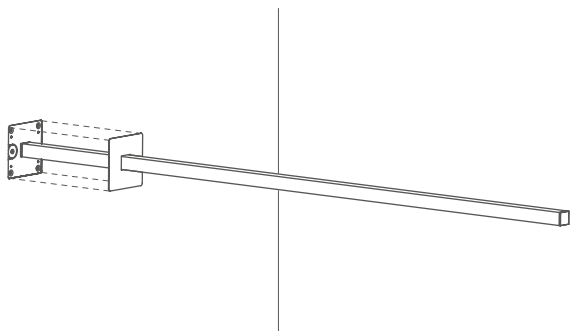


Setting for the perpendicularity of the lamp to the wall / Regolazione per la perpendicolarità della lampada al muro

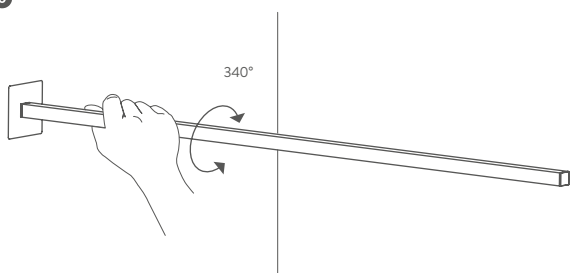
8



9



10



LINESCAPES SYSTEM

ABACUS OF CONNECTIONS AND POWER SUPPLIES
 ABACO DELLE CONNESSIONI E ALIMENTATORI

LED SEGMENTS

170cm - 33W - 3000K

- LSS LN1 51 black
- LSS LW1 51 white

106cm - 19W - 3000K

- LSS LN2 51 black
- LSS LW2 51 white

56cm - 9,5W - 3000K

- LSS LN3 51 black
- LSS LW3 51 white

36cm - 6W - 3000K

- LSS LN4 51 black
- LSS LW4 51 white

170cm - 33W - 2700K

- LSS LN5 51 black
- LSS LW5 51 white

106cm - 19W - 2700K


- LSS LN6 51 black
- LSS LW6 51 white

56cm - 9,5W - 2700K

- LSS LN7 51 black
- LSS LW7 51 white

36cm - 6W - 2700K

- LSS LN8 51 black
- LSS LW8 51 white



WING SEGMENTS

170cm - 33W - 3000K

- LSS UN1 51 black
- LSS UW1 51 white

106cm - 19W - 3000K

- LSS UN2 51 black
- LSS UW2 51 white

56cm - 9,5W - 3000K

- LSS UN3 51 black
- LSS UW3 51 white

36cm - 6W - 3000K

- LSS UN4 51 black
- LSS UW4 51 white

170cm - 33W - 2700K

- LSS UN5 51 black
- LSS UW5 51 white

106cm - 19W - 2700K

- LSS UN6 51 black
- LSS UW6 51 white

56cm - 9,5W - 2700K

- LSS UN7 51 black
- LSS UW7 51 white

36cm - 6W - 2700K

- LSS UN8 51 black
- LSS UW8 51 white



CONNECTION SEGMENTS

170cm

- LSS BN1 51 black
- LSS BW1 51 white

106cm


- LSS BN2 51 black
- LSS BW2 51 white

56cm

- LSS BN3 51 black
- LSS BW3 51 white

36cm

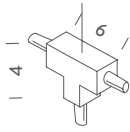
- LSS BN4 51 black
- LSS BW4 51 white



CONNECTIONS

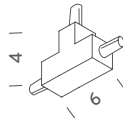
T UP VERTICAL

- LSS TN2 51 black
- LSS TW2 51 white



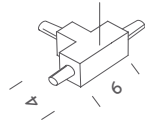
T DOWN VERTICAL

- LSS TN1 51 black
- LSS TW1 51 white



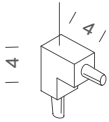
T HORIZONTAL

- LSS TN3 51 black
- LSS TW3 51 white



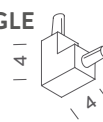
UP VERTICAL ANGLE

- LSS AN1 51 black
- LSS AW1 51 white



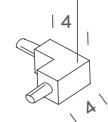
DOWN VERTICAL ANGLE

- LSS AN2 51 black
- LSS AW2 51 white



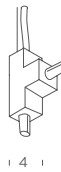
HORIZONTAL ANGLE

- LSS AN3 51 black
- LSS AW3 51 white



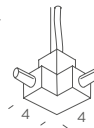
VERTICAL ANGLE SUPPLY

- LSS AN4 51 black
- LSS AW4 51 white



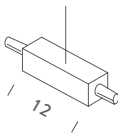
HORIZONTAL ANGLE SUPPLY

- LSS AN5 51 black
- LSS AW5 51 white



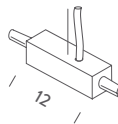
CENTRAL

- LSS CN5 51 black
- LSS CW5 51 white



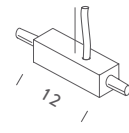
CENTRAL ONE WAY

- LSS CN7 51 black
- LSS CW7 51 white



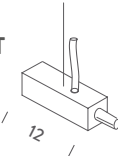
CENTRAL SUPPLY

- LSS CN4 51 black
- LSS CW4 51 white



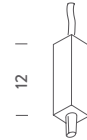
HORIZONTAL START

- LSS CN2 51 black
- LSS CW2 51 white



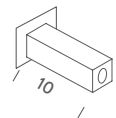
VERTICAL START

- LSS CN1 51 black
- LSS CW1 51 white



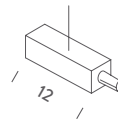
WALL CEILING START

- LSS FN3 41 black
- LSS FW3 41 white



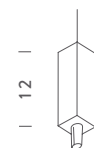
HORIZONTAL END

- LSS CN3 51 black
- LSS CW3 51 white



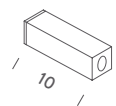
VERTICAL END

- LSS CN6 51 black
- LSS CW6 51 white



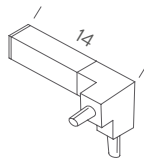
WALL CEILING END

- LSS FN1 41 black
- LSS FW1 41 white



WALL CEILING END + XYZ

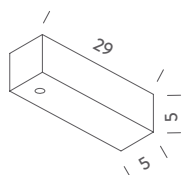
- LSS FN2 41 black
- LSS FW2 41 white



ACCESSORIES

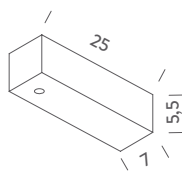
POWER SUPPLY 60W 1-10V

- LSS PN6 51 black
- LSS PW6 51 white



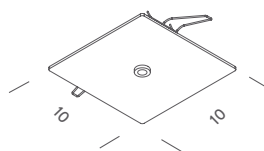
POWER SUPPLY 90W 1-10V

- LSS PN9 51 black
- LSS PW9 51 white



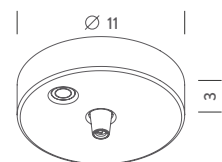
CEILING PLATE

- LSS PNR 51 black
- LSS PWR 51 white



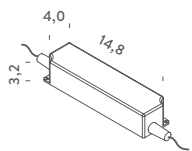
CANOPY

- ROS KNN 51 black
- ROS KWW 51 white

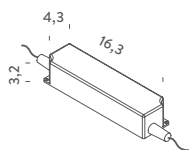


REMOTE DRIVERS

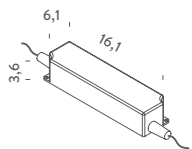
1-10V



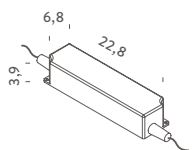
25W / LIN ALI 32



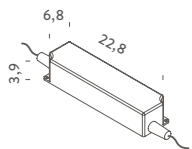
60W / LIN ALI 31



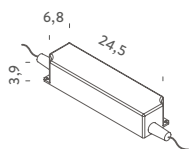
90W / LIN ALI 34



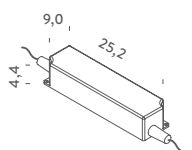
150W / LIN ALI 35



185W / LIN ALI 36

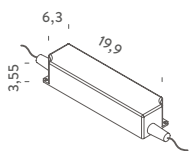


240W / LIN ALI 37

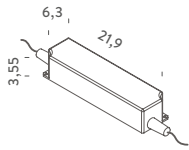


320W / LIN ALI 38

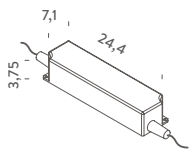
DALI



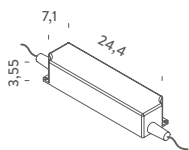
100W / LIN ALI 51



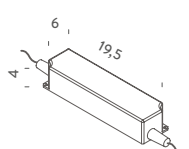
150W / LIN ALI 52



200W / LIN ALI 53

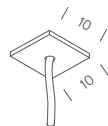


240W / LIN ALI 54



96W / ALI 096 T1

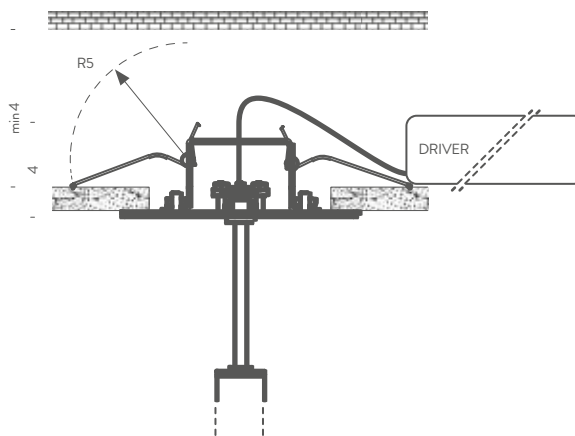
ceiling plate



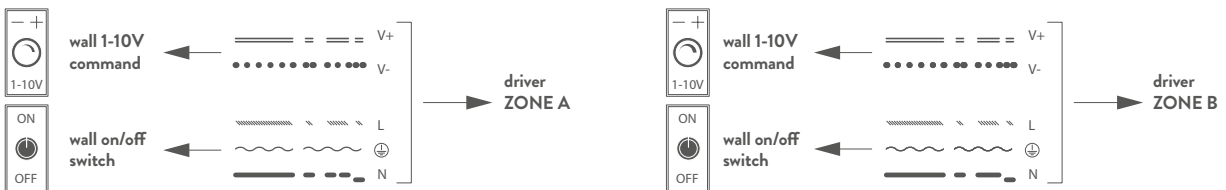
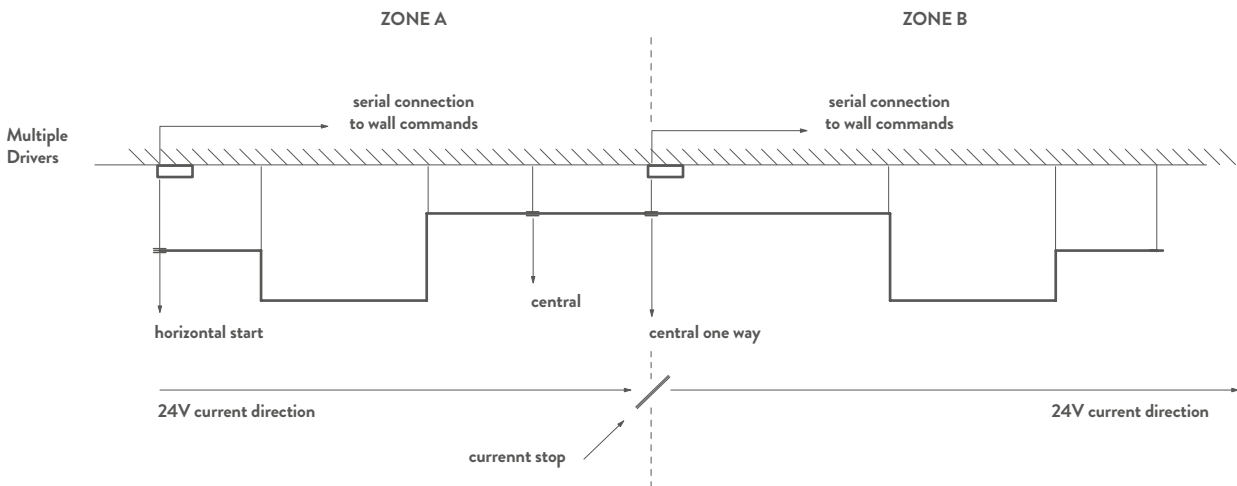
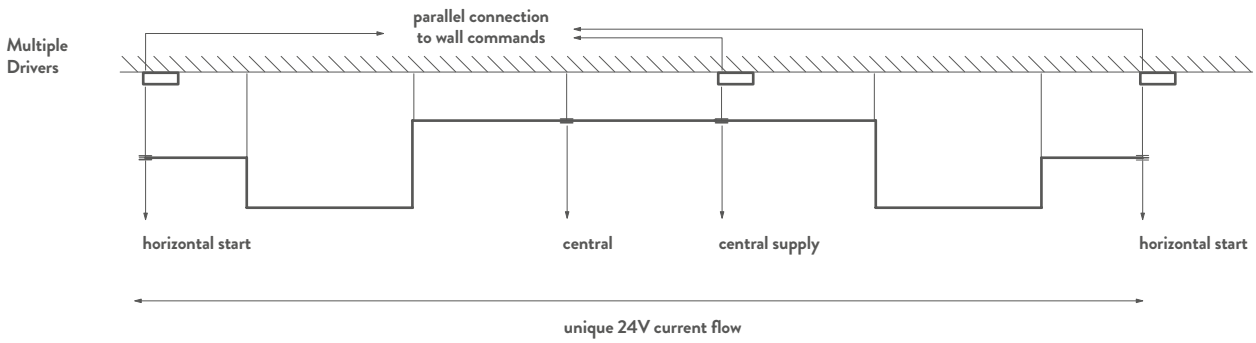
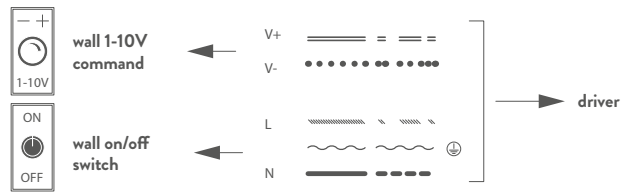
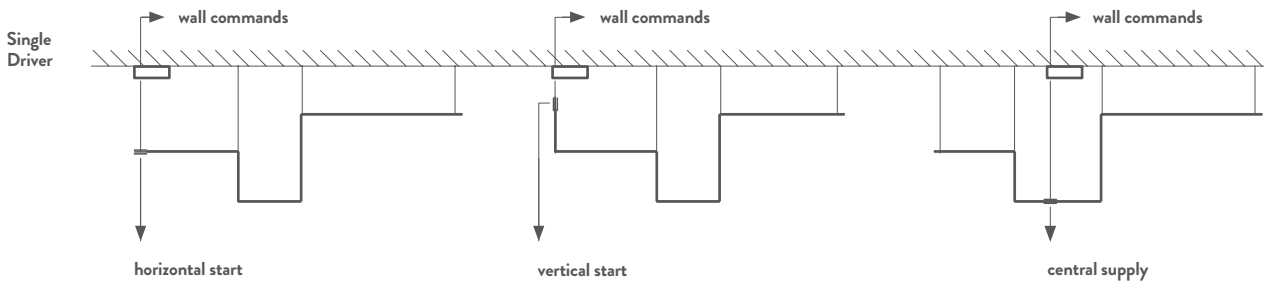
min Ø7,5 / max Ø9
x Hmin4cm



Section for ceiling plate mounting on plasterboard
Sezione per installazione ceiling plate su cartongesso

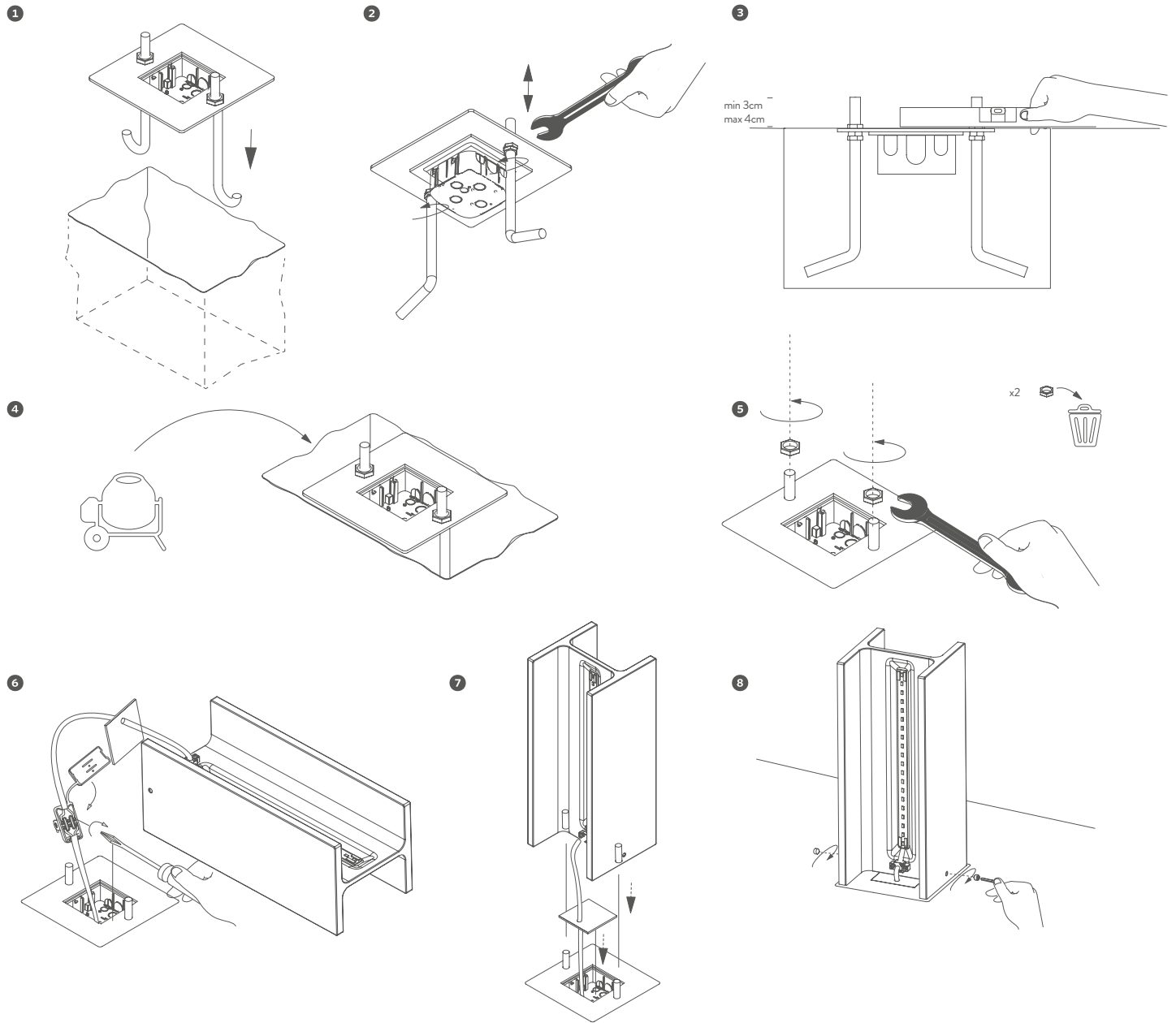


ELECTRICAL CONNECTIONS
CONNESSIONI ELETTRICHE



MAIS PLUS QUE CE LA JE NE PEUX PAS

Floor mounting with vandal proof fixing plate / Montaggio a terra con accessorio antivandalo

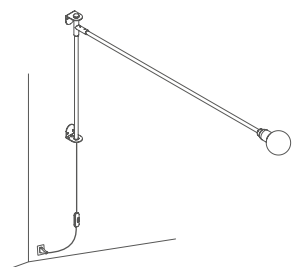


For more information please refer to the assembly instructions supplied with the lamp / Per maggiori informazioni si prega di leggere il libretto di montaggio in dotazione con la lampada

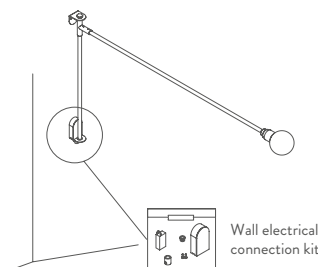
POTENCE PIVOTANTE MINI

Standard mounting with cable and switch / mounting with wall electrical connection kit
 Montaggio standard / montaggio con kit installazione elettrica a parete

Mounting with cable and switch
 Montaggio a parete con cavo e interruttore

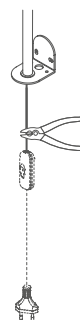


Mounting with wall electrical connection kit, dimmable
 Montaggio con kit installazione elettrica a parete, dimmerabile con comando a parete

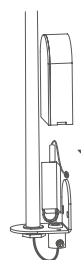


Wall electrical connection kit

1



2



CODES LIST

pag	product	variation	codes						
35	AM1N	E27	ALB ENW 14	ALB EHW 14					
05	AM2C	E27	ALB EHW 22						
	AM2Z	E27	ALB EHH 22						
13	AM4C	E27	ALB EHW 53	ALB ENW 53					
	AM4Z	E27	ALB EHH 53						
44	APPLIQUE À VOLET PIVOTANT	R7S HALO	AVP HWN 31	AVP HWD 31	AVP HWH 31				
	APPLIQUE À VOLET PIVOTANT	E14	AVP EWN 31	AVP EWD 31	AVP EWW 31	AVP EWR 31	AVP EWG 31	AVP EWB 31	AVP EWH 31
45	APPLIQUE À VOLET PIVOTANT LED	IP20	AVP LWN 31	AVP LWD 31	AVP LWW 31	AVP LWR 31	AVP LWG 31	AVP LWB 31	AVP LWH 31
		IP55	AVP LWN 34	AVP LWD 34	AVP LWW 34	AVP LWR 34	AVP LWG 34	AVP LWB 34	AVP LWH 34
	APPLIQUE À VOLET PIVOTANT DOUBLE	R7S HALO	AVP HWN 33	AVP HWD 33	AVP HWH 33				
	APPLIQUE À VOLET PIVOTANT DOUBLE	E14	AVP EWN 33	AVP EWD 33	AVP EWW 33	AVP EWR 33	AVP EWG 33	AVP EWB 33	AVP EWH 33
46	APPLIQUE À VOLET PIVOTANT DOUBLE LED	IP20	AVP LWN 33	AVP LWD 33	AVP LWW 33	AVP LWR 33	AVP LWG 33	AVP LWB 33	AVP LWH 33
		IP54	AVP LWN 36	AVP LWD 36	AVP LWW 36	AVP LWR 36	AVP LWG 36	AVP LWB 36	AVP LWH 36
	APPLIQUE À VOLET PIVOTANT PLIÉ	R7S HALO	AVP HWN 32	AVP HWD 32					
		E14	AVP EWN 32	AVP EWD 32	AVP EWW 32	AVP EWR 32	AVP EWG 32	AVP EWB 32	
47	APPLIQUE À VOLET PIVOTANT PLIÉ LED	IP20	AVP LWN 32	AVP LWD 32	AVP LWW 32	AVP LWR 32	AVP LWG 32	AVP LWB 32	
		IP54	AVP LWN 35	AVP LWD 35	AVP LWW 35	AVP LWR 35	AVP LWG 35	AVP LWB 35	
	APPLIQUE CYLINDRIQUE LONGUE	E14	CYL EBN 32	CYL ENN 32	CYL EWW 32				
	APPLIQUE CYLINDRIQUE PETITE	E14	CYL EBN 31	CYL ENN 31	CYL EWW 31				
48	APPLIQUE DE MARSEILLE	E27	ADM EWW 31	ADM EDD 31	ADM ENN 31				
	APPLIQUE DE MARSEILLE MINI	E14	AMM EWW 31	AMM EDD 31	AMM ENN 31				
44	APPLIQUE RADIEUSE	E27	ARS EWW 31	ARS ERW 31	ARS EAW 31	ARS EBW 31	ARS EVW 31		
05	ARA LED	LED	ARA LWW 24	ARA LXX 24	ARA LDL 24	ARA LXL 24	ARA LML 24		
49'	ARA WALL 29	LED 2700K	ARA LWW 36	ARA LXX 36	ARA LWL 36	ARA LXL 36	ARA LDL 36		
		LED 3000K	ARA LWW 37	ARA LXX 37	ARA LWL 37	ARA LXL 37	ARA LDL 37		
	ARA WALL 69	LED	ARA LWW 32	ARA LWL 32	ARA LXL 32	ARA LDL 32			
35	AS1C	E27	ALB ENW 15	ALB EHW 15					
14	AS41C	E27	ALB ENW 54	ALB EHW 54					
	AS41Z	E27	ALB EHH 54						
49	AS3C	E27	ALB ENW 31	ALB EHW 31					
14	AS43C	E27	ALB ENW 55	ALB EWW 55					
15	ASTEROIDE Ø 30	E27	AST EWC 52	AST EHC 52					
	ASTEROIDE Ø 40	E27	AST EWC 53	AST EHC 53					
	ASTEROIDE Ø 50	E27	AST EWC 54	AST EHC 54					
62	ASTEROIDE CEILING	E14	AST EHW 43						
35	BIRD	LED	BIR LNO 11						
06	BORNE BÉTON GRANDE OUTDOOR	LED	BBG LDW 23	BBG FIX 21					
36	BORNE BÉTON PETITE INDOOR	LED	BBP LDW 21						
	BORNE BÉTON PETITE OUTDOOR	LED	BBP LDW 23						
15	CANNA NUDA PENDANT 50	G9	CAN HSW 51						
	CANNA NUDA PENDANT 75	G9	CAN HSW 52						

pag	product	variation	codes
62	CANNA NUDA WALL-CEILING 50	G9	CAN HSW 41
	CANNA NUDA WALL-CEILING 75	G9	CAN HSW 42
67	CANNA NUDA METALLO CEILING	LED	CAM LHH 71 CAM LWW 71
15	CANNA NUDA METALLO PENDANT	LED	CAM LHH 52 CAM LWW 52
06	CLARITAS	E27	CLA ENN 21
16	CHLORIS	LED	CHL LGD 51
50	CROWN 2	G9	CRO HLW 31 CRO HWW 31 CRO HNW 31 CRO HGW 31 CRO HOW 31 CRO HPW 31
	CROWN 4	G9	CRO HWW 32 CRO HNW 32 CRO HLW 32 CRO HGW 32 CRO HOW 32 CRO HPW 32
	CROWN APPLIQUE	G9	CRO HWW 33 CRO HPW 33 CRO HOW 33 CRO HLW 33 CRO HNW 33 CRO HGW 33
16	CROWN MAJOR	G9	CRO HLT 52 CRO HWT 52 CRO HNT 52 CRO HGW 52 CRO HOW 52 CRO HPW 52
	CROWN MINOR	G9	CRO HLT 51 CRO HWT 51 CRO HNT 51 CRO HGW 51 CRO HOW 51 CRO HPW 51
17	CROWN MULTI	G9	CRO HLW 58 CRO HWW 58 CRO HNW 58 CRO HGW 58 CRO HOW 58 CRO HPW 58
18	CROWN PLANA	G9	CRO HLW 56 CRO HWW 56 CRO HNW 56 CRO HGW 56 CRO HOW 56 CRO HPW 56
19	CROWN PLANA LINEA	G9	CRO HLW 54 CRO HWW 54 CRO HNW 54 CRO HGW 54 CRO HOW 54 CRO HPW 54
	CROWN PLANA MAJOR	G9	CRO HLW 53 CRO HWW 53 CRO HNW 53 CRO HGW 53 CRO HOW 53 CRO HPW 53
19	CROWN PLANA MEGA	G9	CRO HLW 57 CRO HWW 57 CRO HNW 57 CRO HGW 57 CRO HOW 57 CRO HPW 57
18	CROWN PLANA MINOR	G9	CRO HLW 55 CRO HWW 55 CRO HNW 55 CRO HGW 55 CRO HOW 55 CRO HPW 55
17	CROWN SUMMA	G9	CRO HLW 59 CRO HWW 59 CRO HNW 59 CRO HGW 59 CRO HOW 59 CRO HPW 59
	CROWN MAGNUM	G9	CRO HLW 5A CRO HWW 5A CRO HNW 5A CRO HGW 5A CRO HOW 5A CRO HPW 5A
18	CROWN ROYAL	G9	CRO HLW 5B CRO HWW 5B CRO HNW 5B CRO HGW 5B CRO HOW 5B CRO HPW 5B
20	DABLIU SPOT/CONE/ GLOBE 2700K	LED	DAB LNN 51 DAB LNN 55 DAB LNN 53
	DABLIU SPOT/CONE/ GLOBE 3000K	LED	DAB LNN 52 DAB LNN 56 DAB LNN 54
	DROP 5	LED	DRP LNN 51 DRP LGG 51 DRP LDD 51
	DROP 7	LED	DRP LNN 52 DRP LGG 52 DRP LDD 52
21	DROP 9	LED	DRP LNN 53 DRP LGG 53 DRP LDD 53
06/51	ELLISSE FLOOR/WALL	LED	ELP LNN 21 ELP LGN 21
23	ELLISSE PENDANT DOUBLE 2700K	LED	ELP LW2 56 ELP LN2 56 ELP LO2 56 ELP LL2 56 ELP LGW 56
	ELLISSE PENDANT DOUBLE 3000K	LED	ELP LWW 56 ELP LNW 56 ELP LOW 56 ELP LLW 56
24	ELLISSE PENDANT DOUBLE MEGA 2700K	LED	ELP LW2 5A ELP LN2 5A ELP LO2 5A
	ELLISSE PENDANT DOUBLE MEGA 3000K	LED	ELP LWW 5A ELP LNW 5A ELP LOW 5A
22	ELLISSE PENDANT MAJOR UP 3000K	LED	ELP LWW 53 ELP LNW 53 ELP LOW 53 ELP LLW 53
	ELLISSE PENDANT MAJOR UP 2700K	LED	ELP LW2 53 ELP LN2 53 ELP LO2 53 ELP LL2 53 ELP LGW 53
	ELLISSE PENDANT MAJOR DOWN 3000K	LED	ELP LWW 54 ELP LNW 54 ELP LOW 54 ELP LLW 54
	ELLISSE PENDANT MAJOR DOWN 2700K	LED	ELP LW2 54 ELP LN2 54 ELP LO2 54 ELP LL2 54 ELP LGW 54
23	ELLISSE PENDANT MEGA UP 2700K	LED	ELP LW2 58 ELP LN2 58 ELP LO2 58
	ELLISSE PENDANT MEGA UP 3000K	LED	ELP LWW 58 ELP LNW 58 ELP LOW 58
	ELLISSE PENDANT MEGA DOWN 2700K	LED	ELP LW2 59 ELP LN2 59 ELP LO2 59
	ELLISSE PENDANT MEGA DOWN 3000K	LED	ELP LWW 59 ELP LNW 59 ELP LOW 59
21	ELLISSE PENDANT MINOR UP 2700K	LED	ELP LW2 51 ELP LN2 51 ELP LO2 51 ELP LL2 51 ELP LGW 51
	ELLISSE PENDANT MINOR UP 3000K	LED	ELP LWW 51 ELP LNW 51 ELP LOW 51 ELP LLW 51
	ELLISSE PENDANT MINOR DOWN 2700K	LED	ELP LW2 52 ELP LN2 52 ELP LO2 52 ELP LL2 52 ELP LGW 52

pag	product	variation	codes					
	ELLISSE PENDANT MINOR DOWN 3000K	LED	ELP LWW 52	ELP LNW 52	ELP LOW 52	ELP LLW 52		
24	ELLISSE PENDANT TRIPLE 2700K	LED	ELP LW2 5A	ELP LN2 5A	ELP LO2 5A			
	ELLISSE PENDANT TRIPLE 3000K	LED	ELP LWW 5A	ELP LNW 5A	ELP LOW 5A			
07	ESCARGOT	E27	ESC EGG 11					
51	FIX DOUBLE EMISSION	LED	FIM LWW 3D	FIM LNW 3D	FIM LGT 3D	FIM LGW 3D		
	FIX DOUBLE EMISSION 100°	LED	FIM LWW 3C	FIM LNW 3C	FIM LGT 3C	FIM LGW 3C		
	FLACA	LED 1-10V	FLA LWW 32	FLA LXW 32	FLA LBW 32	FLA LDW 32		
	FLACA	LED TRIAC	FLA LWW 33	FLA LXW 33	FLA LBW 33	FLA LDW 33		
07	FOX	LED	FOX LN2 21	FOX LW2 21	FOX LD2 21	FOX LG2 21		
52	FOX WALL	LED	FOX LN2 31					
25	ILIUM PENDANT 75	LED	ILI LHC 51					
	ILIUM PENDANT 77	E27	ILI HHC 51					
07	IN THE WIND FLOOR	LED 2700K	ITW LWW 22	ITW LNW 22	ITW LGW 22	ITW LDW 22		
	IN THE WIND FLOOR	LED 3000K	ITW LWW 21	ITW LNW 21	ITW LGW 21	ITW LDW 21		
25	IN THE WIND PENDANT HORIZONTAL	LED 2700K	ITW LWW 56	ITW LNW 56	ITW LGW 56	ITW LDW 56		
	IN THE WIND PENDANT HORIZONTAL	LED 3000K	ITW LWW 57	ITW LNW 57	ITW LGW 57	ITW LDW 57		
26	IN THE WIND PENDANT VERTICAL	LED 2700K	ITW LWW 55	ITW LNW 55	ITW LGW 55	ITW LDW 55		
	IN THE WIND PENDANT VERTICAL	LED 3000K	ITW LWW 58	ITW LNW 58	ITW LGW 58	ITW LDW 58		
	KEPLER PETITE	LED 2700K	KES LWW 54	KES LNN 54	KES LOW 54			
	KEPLER PETITE	LED 3000K	KES LWW 52	KES LNN 52	KES LOW 52			
27	KEPLER UPLIGHT	LED 2700K	KEP LNN 53	KEP LWW 53	KEP LOW 53			
	KEPLER UPLIGHT	LED 3000K	KEP LNN 51	KEP LWW 51	KEP LOW 51			
	KEPLER DOWNLIGHT	LED 2700K	KEP LNN 54	KEP LWW 54	KEP LOW 54			
	KEPLER DOWNLIGHT	LED 3000K	KEP LNN 52	KEP LWW 52	KEP LOW 52			
	KEPLER MINOR UPLIGHT	LED 2700K	KEM LNN 53	KEM LWW 53	KEM LOW 53			
	KEPLER MINOR UPLIGHT	LED 3000K	KEM LNN 51	KEM LWW 51	KEM LOW 51			
	KEPLER MINOR DOWNLIGHT	LED 2700K	KEM LNN 54	KEM LWW 54	KEM LOW 54			
	KEPLER MINOR DOWNLIGHT	LED 3000K	KEM LNN 52	KEM LWW 52	KEM LOW 52			
36	KUTA TABLE	E27	KUT EWN 11					
52	KUTA WALL	E27	KUT EWN 31					
53	LA ROCHE	LED 2700K	ROC LDW 31	ROC LNW 31	ROC LDW 33	ROC LNW 33		
	LA ROCHE	LED 3000K	ROC LD3 31	ROC LN3 31	ROC LD3 33	ROC LN3 33		
36	LAMPE CABANON	E27	CAB ENW 11					
37	LAMPE DE BUREAU	E14	LDB EDV 11	LDB EDR 11	LDB EDB 11	LDB EDC 11	LDB EDG 11	LDB EDW 11
52	LAMPE DE BUREAU APPLIQUE	E14	LDB EDV 31	LDB EDR 31	LDB EDB 31	LDB EDC 31	LDB EDG 31	LDB EDW 31
08	LAMPE DE BUREAU READING	E14	LDB EDV 21	LDB EDR 21	LDB EDB 21	LDB EDC 21	LDB EDG 21	LDB EDW 21
53	LAMPE DE MARSEILLE	E27	LDM EWW 31	LDM EDD 31	LDM ENN 31			
	LAMPE DE MARSEILLE MINI	E14	LMM EWW 31	LMM EDD 31	LMM ENN 31			
29	LBB01	E27	LBB LNN 51					
54	LINESCAPES CANTILEVERED	LED	LIN LWW 34	LIN LW2 34				
08	LINESCAPES FLOOR	LED 2700K	LIN LW2 22	LIN LN2 22	LIN LG2 22			

pag	product	variation	codes		
	LINESCAPES FLOOR	LED 3000K	LIN LWD 22	LIN LND 22	LIN LGD 22
28	LINESCAPES PENDANT HORIZ. L130	LED 2700K	LIN LW2 5D	LIN LN2 5D	
	LINESCAPES PENDANT HORIZ. L130	LED 3000K	LIN LWW 5D	LIN LNN 5D	
	LINESCAPES PENDANT HORIZ. L200	LED 2700K	LIN LW2 5E	LIN LN2 5E	
	LINESCAPES PENDANT HORIZ. L200	LED 3000K	LIN LWW 5E	LIN LNN 5E	
	LINESCAPES PENDANT VERTICAL	LED 2700K	LIN LW2 59	LIN LW2 5A	
	LINESCAPES PENDANT VERTICAL	LED 3000K	LIN LWW 59	LIN LWW 5A	
62	LINESCAPES WALL 102CM	LED 3000K/2700K	LIN LW2 35	LIN LN2 35	LIN LWD 35 LIN LND 35
	LINESCAPES WALL 182CM	LED 3000K/2700K	LIN LW2 36	LIN LN2 36	LIN LWD 36 LIN LND 36
69	LINESCAPES SYSTEM	LED SEGMENT 36CM 2700K	LSS LN8 51	LSS LW8 51	
	LINESCAPES SYSTEM	LED SEGMENT 36CM 3000K	LSS LN4 51	LSS LW4 51	
	LINESCAPES SYSTEM	LED SEGMENT 56CM 2700K	LSS LN7 51	LSS LW7 51	
	LINESCAPES SYSTEM	LED SEGMENT 56CM 3000K	LSS LN3 51	LSS LW3 51	
	LINESCAPES SYSTEM	LED SEGMENT 106CM 2700K	LSS LN6 51	LSS LW6 51	
	LINESCAPES SYSTEM	LED SEGMENT 106CM 3000K	LSS LN2 51	LSS LW2 51	
	LINESCAPES SYSTEM	LED SEGMENT 171CM 2700K	LSS LW5 51	LSS LN5 51	
	LINESCAPES SYSTEM	LED SEGMENT 171CM 3000K	LSS LW1 51	LSS LN1 51	
	LINESCAPES SYSTEM	WING 36CM 2700K	LSS UW8 51	LSS UN8 51	
	LINESCAPES SYSTEM	WING 36CM 3000K	LSS UW4 51	LSS UN4 51	
	LINESCAPES SYSTEM	WING 56CM 2700K	LSS UW7 51	LSS UN7 51	
	LINESCAPES SYSTEM	WING 56CM 3000K	LSS UW3 51	LSS UN3 51	
	LINESCAPES SYSTEM	WING 106CM 2700K	LSS UW6 51	LSS UN6 51	
	LINESCAPES SYSTEM	WING 106CM 3000K	LSS UW2 51	LSS UN2 51	
	LINESCAPES SYSTEM	WING 170CM 2700K	LSS UW5 51	LSS UN5 51	
	LINESCAPES SYSTEM	WING 170CM 3000K	LSS UW1 51	LSS UN1 51	
70	LINESCAPES SYSTEM	LINK 36CM	LSS BW4 51	LSS BN4 51	
	LINESCAPES SYSTEM	LINK 56CM	LSS BW3 51	LSS BN3 51	
	LINESCAPES SYSTEM	LINK 106CM	LSS BW2 51	LSS BN2 51	
	LINESCAPES SYSTEM	LINK 171CM	LSS BW1 51	LSS BN1 51	
	LINESCAPES SYSTEM	SPOT2 56CM 2700K	LSS SW5 51	LSS SN5 51	
	LINESCAPES SYSTEM	SPOT 2 56CM 3000K	LSS SW7 51	LSS SN7 51	
	LINESCAPES SYSTEM	SPOT 4 106CM 2700K	LSS SW6 51	LSS SN6 51	
	LINESCAPES SYSTEM	SPOT 4 106CM 3000K	LSS SW8 51	LSS SN8 51	
	LINESCAPES SYSTEM	SPOT TIGE 2 56CM 3000K	LSS SW3 51	LSS SN3 51	
	LINESCAPES SYSTEM	SPOT TIGE 2 56CM 2700K	LSS SW1 51	LSS SN1 51	
	LINESCAPES SYSTEM	SPOT TIGE 3 106CM 3000K	LSS SW4 51	LSS SN4 51	
	LINESCAPES SYSTEM	SPOT TIGE 3 106CM 2700K	LSS SW2 51	LSS SN2 51	
71	LINESCAPES SYSTEM	VERTICAL START	LSS CW1 51	LSS CN1 51	
	LINESCAPES SYSTEM	VERTICAL END	LSS CW6 51	LSS CN6 51	
	LINESCAPES SYSTEM	HORIZONTAL START	LSS CW2 51	LSS CN2 51	
	LINESCAPES SYSTEM	HORIZONTAL END	LSS CW3 51	LSS CN3 51	

pag	product	variation	codes				
	LINESCAPES SYSTEM	CENTRAL SUPPLY	LSS CN4 51	LSS CW4 51			
	LINESCAPES SYSTEM	CENTRAL	LSS CW5 51	LSS CN5 51			
	LINESCAPES SYSTEM	CENTRAL ONE WAY	LSS CW7 51	LSS CN7 51			
	LINESCAPES SYSTEM	UP VERTICAL ANGLE	LSS AW1 51	LSS AN1 51			
	LINESCAPES SYSTEM	DOWN VERTICAL ANGLE	LSS AN2 51	LSS AW2 51			
	LINESCAPES SYSTEM	HORIZONTAL ANGLE	LSS AW3 51	LSS AN3 51			
	LINESCAPES SYSTEM	VERTICAL ANGLE SUPPLY	LSS AW4 51	LSS AN4 51			
	LINESCAPES SYSTEM	HORIZONTAL ANGLE SUPPLY	LSS AW5 51	LSS AN5 51			
72	LINESCAPES SYSTEM	T UP VERTICAL	LSS TW2 51	LSS TN2 51			
	LINESCAPES SYSTEM	T DOWN VERTICAL	LSS TW1 51	LSS TN1 51			
	LINESCAPES SYSTEM	T HORIZONTAL	LSS TW3 51	LSS TN3 51			
	LINESCAPES SYSTEM	WALL/CEILING START	LSS FW3 41	LSS FN3 41			
	LINESCAPES SYSTEM	WALL/CEILING END	LSS FW1 41	LSS FN1 41			
	LINESCAPES SYSTEM	WALL/CEILING END + XYZ CONNECTOR	LSS FW2 41	LSS FN2 41			
90	LINESCAPES SYSTEM	POWER SUPPLY 60W	LSS PW6 51	LSS PN6 51			
	LINESCAPES SYSTEM	POWER SUPPLY 90W	LSS PW9 51	LSS PN9 51			
73	LINESCAPES SYSTEM	DESK MATRIX 44X44	LSV LW3 51	LSV LW2 51	LSV LN3 51	LSV LN2 51	
	LINESCAPES SYSTEM	DESK MATRIX 44X44	LSH LW3 51	LSH LW2 51	LSH LN3 51	LSH LN2 51	
	LINESCAPES SYSTEM	DESK MATRIX 64X44	LSV LW3 55	LSV LW2 55	LSV LN3 55	LSV LN2 55	
	LINESCAPES SYSTEM	DESK MATRIX 64X44	LSH LW3 55	LSH LW2 55	LSH LN3 55	LSH LN2 55	
	LINESCAPES SYSTEM	DESK MATRIX 114X44	LSV LW3 58	LSV LW2 58	LSV LN3 58	LSV LN2 58	
	LINESCAPES SYSTEM	DESK MATRIX 114X44	LSH LW3 58	LSH LW2 58	LSH LN3 58	LSH LN2 58	
74	LINESCAPES SYSTEM	DESK MATRIX 178X44	LSV LW3 5A	LSV LW2 5A	LSV LN3 5A	LSV LN2 5A	
	LINESCAPES SYSTEM	DESK MATRIX 178X44	LSH LW3 5A	LSH LW2 5A	LSH LN3 5A	LSH LN2 5A	
	LINESCAPES SYSTEM	DESK MATRIX 64X64	LSV LW3 52	LSV LW2 52	LSV LN3 52	LSV LN2 52	
	LINESCAPES SYSTEM	DESK MATRIX 64X64	LSH LW3 52	LSH LW2 52	LSH LN3 52	LSH LN2 52	
	LINESCAPES SYSTEM	DESK MATRIX 114X64	LSV LW3 56	LSV LW2 56	LSV LN3 56	LSV LN2 56	
	LINESCAPES SYSTEM	DESK MATRIX 114X64	LSH LW3 56	LSHLW2 56	LSH LN3 56	LSH LN2 56	
75	LINESCAPES SYSTEM	DESK MATRIX 178X64	LSV LW3 59	LSV LW2 59	LSV LN3 59	LSV LN2 59	
	LINESCAPES SYSTEM	DESK MATRIX 178X64	LSH LW3 59	LSH LW2 59	LSH LN3 59	LSH LN2 59	
	LINESCAPES SYSTEM	DESK MATRIX 114X114	LSV LW3 53	LSV LW2 53	LSV LN3 53	LSV LN2 53	
	LINESCAPES SYSTEM	DESK MATRIX 114X114	LSH LW3 53	LSH LW2 53	LSH LN3 53	LSH LN2 53	
76	LINESCAPES SYSTEM	DESK MATRIX 178X114	LSV LW3 57	LSV LW2 57	LSV LN3 57	LSV LN2 57	
	LINESCAPES SYSTEM	DESK MATRIX 178X114	LSH LW3 57	LSH LW2 57	LSH LN3 57	LSH LN2 57	
	LINESCAPES SYSTEM	DESK MATRIX 178X178	LSV LW3 54	LSV LW2 54	LSV LN3 54	LSV LN2 54	
	LINESCAPES SYSTEM	DESK MATRIX 178X178	LSH LW3 54	LSH LW2 54	LSH LN3 54	LSH LN2 54	
29	LOROSAE Ø20 PENDANT	E27	LOR EWW 51	LOR EWB 51	LOR EWG 51	LOR EWA 51	LOR EWV 51
	LOROSAE Ø30 PENDANT	E27	LOR EWW 52	LOR EWB 52	LOR EWG 52	LOR EWA 52	LOR EWV 52
	LOROSAE Ø40 PENDANT	E27	LOR EWW 53	LOR EWB 53	LOR EWG 53	LOR EWA 53	LOR EWV 53
37	LOROSAE TABLE	LED BOARD	LOR LWW 11	LOR LWB 11	LOR LWG 11	LOR LWA 11	LOR LWV 11
30	MAGA PENDANT	E14	MGA EWW 52				

pag	product	variation	codes
37	MAGA TABLE	E14	MGA EWW 12
63	MAGA WALL	E14	MGA EWW 32
08	MAIS PLUS QUE CELA. INDOOR	LED	RIC LMM 21
	MAIS PLUS QUE CELA. OUTDOOR	LED	RIC LME 21
38	MINI MAIS PLUS QUE CELA. INDOOR	LED	RCM LMM 12 RCM LGG 11
	MR. LIGHT	E27	MRL ENN 11
09	NEO	LED	NEO LNN 21 NEO LGN 21
	NEWTON	LED	NEW LNW 21 NEW LHW 21
54	NORMA 25	LED	NOR LLW 35
	NORMA 65	LED	NOR LLW 32
	NORMA 95	LED	NOR LLW 33
30	NUVOLA PENDANT	LED 2700K	NUV LWW 51
	NUVOLA MINOR PENDANT	LED 2700K	NUM LWW 51
63	NUVOLA WALL/CEILING	LED H20	NUV LWW 33
	NUVOLA WALL/CEILING	LED H37	NUV LWW 34
	NUVOLA MINOR WALL/CEILING	LED H14	NUM LWW 32
	NUVOLA MINOR WALL/CEILING	LED H25	NUM LWW 31
38	ON LINES	LED	OLN LWW 11 ONL LNW 12
39	PANAMA	LED	PAN LWW 13 PAN LXX 13
	PANAMA MINI	LED	PNM LWW 14 PNM LXX 14
	PANAMA MINI BATTERY	LED	PNM LWW 15 PNM LXX 15
09	PARLIAMENT	E27	PAR EDW 22 PAR ENG 22 PAR ENR 22 PAR EGV 22
39	PIVOTANTE À POSER	E27	PAP EDW 12 PAP EDB 12 PAP EDG 12 PAP EDC 12 PAP EDR 12 PAP EDV 12 PAP EDD 12
40	PORTOFINO	LED	POR LWW 11 POR LNN 11 POR LBB 11 POR LVV 11 POR LGG 11
	PORTOFINO MARBLE	LED	POR LWW 12 POR LNN 12 POR LBB 12 POR LVV 12
55	POTENCE PIVOTANTE	E27	POT ENW 31
	POTENCE PIVOTANTE MINI	G9	POM HNW 31 POM HRW 31 POM HDW 31
30	PROJECTEUR 165 PENDANT	E27 LED/FLUO	PRP FDW 51 PRP FWS 51 PRP FMW 51
	PROJECTEUR 165 PENDANT OUTDOOR	E27 LED/FLUO IP44	PRP FDW 52 PRP FWS 52 PRP FMW 52
41	PROJECTEUR 165 Pincer CLIP	E27 LED/FLUO	PRP FMW 11 PRP FDW 11 PRP FWS 11
64	PROJECTEUR 165 WALL/CEILING	E27 LED/FLUO	PRP FMW 31 PRP FDW 31 PRP FWS 31 PRP FDW 32 PRP FWS 32 PRP FMW 32
10	PROJECTEUR 365 FLOOR	E27	PRJ EDW 2A PRJ EWS 2A PRJ EMS 2A
31	PROJECTEUR 365 PENDANT	E27	PRJ EDW 51 PRJ EWS 51 PRJ EMS 51
	PROJECTEUR 365 PENDANT OUTDOOR	E27 IP54	PRJ EDW 52 PRJ EWS 52 PRJ EMS 52
64	PROJECTEUR 365 WALL/CEILING	E27	PRJ EDW 3A PRJ EWS 3A PRJ EMS 3A
	PROJECTEUR 365 WALL/CEIL. OUTDOOR	E27 IP54	PRJ EDW 32 PRJ EWS 32 PRJ EMS 32
64	SAORI	E27	SAO EWW 41 SAO EWW 42
32	SIRIUS PENDANT	E27	SIR HLW 51
40	SORRENTO 1X	LED	SRT LDN 11 SRT LDW 11
41	SORRENTO 3X	LED	SRT LDN 13 SRT LDW 13
31	SPIGOLO PENDANT VERTICAL	LED 2700K	SPI LW2 51 SPI LN2 51

pag	product	variation	codes			
	SPIGOLO PENDANT VERTICAL	LED 3000K	SPI LWW 51	SPI LNN 51		
32	SPIGOLO PENDANT HORIZONTAL	LED 2700K	SPI LW2 52	SPI LN2 52		
	SPIGOLO PENDANT HORIZONTAL	LED 3000K	SPI LWW 52	SPI LNN 52		
65	SPIGOLO WALL	LED 2700K	SPI LW2 31	SPI LN2 31		
	SPIGOLO WALL	LED 3000K	SPI LWW 31	SPI LNN 31		
55	SWAN	LED	SWA LN2 31			
	SWAN PLUS	LED	SWA LN2 32			
32	TITIA	LED	TIT LWW 51	TIT LNN 51		
	TITIA MINOR	LED	TIT LNN 52			
10	TRU FLOOR	LED	TRU LNN 25	TRU LWW 25	TRU LDD 25	TRU LGG 25
	TRU FLOOR	LED	TRU LNN 24	TRU LWW 24	TRU LDD 24	TRU LGG 24
33	TRU PENDANT HORIZONTAL	LED DOWN+DOWN 2700K	TRU LNN 57	TRU LWW 57	TRU LDD 57	
	TRU PENDANT HORIZONTAL	LED DOWN+DOWN 3000K	TRU LNN 5C	TRU LWW 5C	TRU LDD 5C	
	TRU PENDANT HORIZONTAL	LED UP+DOWN 2700K	TRU LNN 55	TRU LWW 55	TRU LDD 55	
	TRU PENDANT HORIZONTAL	LED UP+DOWN 3000K	TRU LNN 5A	TRU LWW 5A	TRU LDD 5A	
56	TUBES 2 WALL	LED	TTB LWW 35	TTB LNW 35		
33	TUBES 3 PENDANT	LED	TTB LWC 53	TTB LWW 53	TTB LNW 53	
67	TUBES CEILING	LED	TTB LWW 42	TTB LNW 42		
	TUBES LARGE CEILING	LED	TTU LWW 41	TTU LWG 41		
56	TUBES LARGE WALL	LED	TTU LWG 31	TTU LWW 31		
33	TYPE PENDANT	LED	TYP LNN 51			
10	TYPE READING	LED 2700K	TYP LSN 21	TYP LNN 21		
		LED 3000K	TYP LSN 22	TYP LNN 22		
41/56	UNTITLED MINI TABLE / WALL	LED 2700K	UNT LN2 15	UNT LW2 15	UNT LD2 15	UNT LG2 15
			UNT LN2 16	UNT LW2 16	UNT LD2 16	UNT LG2 16
56/57	UNTITLED MINI TABLE/ WALL	LED 3000K	UNT LNN 15	UNT LWW 15	UNT LDD 15	UNT LGG 15
			UNT LNN 16	UNT LWW 16	UNT LDD 16	UNT LGG 16
11	UNTITLED READING	LED 2700K	UNT LN2 2C	UNT LN2 2D	UNT LN2 2A	UNT LN2 2B
	UNTITLED READING	LED 3000K	UNT LNN 2C	UNT LNN 2D	UNT LNN 2A	UNT LNN 2B
42/57	UNTITLED TABLE / WALL	LED 2700K	UNT LNN 11	UNT LWW 11	UNT LDD 11	UNT LGG 11
			UNT LNN 12	UNT LWW 12	UNT LDD 12	UNT LGG 12
	UNTITLED TABLE / WALL	LED 3000K	UNT LNN 13	UNT LWW 13	UNT LDD 13	UNT LGG 13
			UNT LNN 14	UNT LWW 14	UNT LDD 14	UNT LGG 14
58	WALL SHADOWS GRANDE	LED	WSH LWW 31			
	WALL SHADOWS LONG	LED	WSH LWW 34			
	WALL SHADOWS MOYEN	LED	WSH LWW 33			
	WALL SHADOWS PETIT	LED	WSH LWW 32			
59	ZENA	LED 2700K	ZEN LW2 31	ZEN LN2 31		
	ZENA	LED 3000K	ZEN LWW 31	ZEN LNW 31		
	ZENA OUTDOOR	LED 2700K	ZEN LW2 33	ZEN LN2 33		
	ZENA OUTDOOR	LED 3000K	ZEN LWW 33	ZEN LNW 33		

NEMO products are designed and manufactured in compliance with EN 60598-1 norms. Dimensions are indicated in centimetres. Luminaires are normally supplied without light sources, except when otherwise indicated. Products with anodized finishes could show different colour shades due to the industrial galvanic process. Shades have to be considered as aesthetic elements of the product. Polishing process is hand-made. Shades are therefore due to this manual process. Dimensions of products made with deformations of extrusions could be subject to changes of ± 1 cm. As blown glass is produced by traditional craft techniques, its thickness, colour and finish are subject to variations, a feature that makes each piece unique. NEMO reserves the right to make any technical or formal alterations to its products without giving prior notice, especially for LED sources. Information concerning luminous flux/power consumption are expressed in nominal values. Effective data are indicated in the technical sheets available on the website. WARRANTY Conditions are indicated in a tag attached to each luminaire. When a certain lamp is supplied with the bulb, the same shall be seen as a pure service to the customer. The cost of the bulb is not included in the price of the product and therefore NEMO shall not be held responsible for any replacement in case of malfunctioning of the bulb. In case of discrepancy between the information contained in the printed materials and the website, this latter shall prevail.

I prodotti NEMO sono costruiti secondo le norme EN 60598-1, Tutte le dimensioni sono espresse in centimetri. Le lampade sono generalmente fornite senza lampadina, salvo diverse indicazioni. Le istruzioni di montaggio e di manutenzione sono incluse negli imballi. Le indicazioni dei materiali, delle finiture

e dei colori riguardano solo le principali parti visibili dei prodotti. I prodotti con finiture anodizzate possono mostrare differenti sfumature di colore che sono proprie del processo galvanico di finitura e sono da considerarsi come elementi estetici del prodotto. Il processo di spazzolatura per la lucidatura è realizzato a mano. Le sfumature sono pertanto proprie del processo manuale di lucidatura. Nei prodotti realizzati attraverso lavorazioni di deformazioni di estrusi, gli ingombri di massima possono subire variazioni in un range di ± 1 cm. I vetri soffiati, poiché sono prodotti artigianali, possono avere spessori, colori e finiture variabili che ne costituiscono l'unicità. NEMO si riserva di apportare qualsiasi modifica tecnica o formale senza preavviso, soprattutto per quanto concerne le sorgenti LED. I dati relativi ai flussi luminosi, ai consumi ed alle potenze si riferiscono a valori nominali. I dati effettivi sono indicati nelle curve fotometriche e nelle schede disponibili sul sito. GARANZIA Le condizioni di garanzia sono precisate in un cartellino allegato ad ogni lampada. Alcune lampade vengono fornite con la sorgente che Nemo suggerisce per la miglior resa. Tale dotazione è da ritenersi esclusivamente come un servizio gratuito accessorio offerto al cliente. Il costo della sorgente non fa pertanto parte del prezzo della lampada. NEMO non sarà dunque responsabile di alcuna sostituzione o servizio post-vendita in caso di malfunzionamento. In caso di discrepanza delle informazioni tra documenti cartacei e sito web, prevalgono le informazioni del sito.

Les appareils d'éclairage NEMO sont construits selon les normes EN 60598-1, Toutes les dimensions sont en centimètres. Les appareils sont généralement sans ampoules, sauf indication contraire dans le tarif. Vous trouverez les instructions de montage et d'entretien

dans les emballages. Les indications des matériaux, des finitions et des couleurs concernent seulement les principales parties visibles des appareils. Les produits avec des finitions anodisées peuvent montrer différentes nuances de couleur qui sont typiques du processus de finition galvanique et qui doivent être considérées comme des éléments typiquement esthétiques du produit. Le processus de brossage pour le polissage est fait main. Les différentes nuances de couleur sont donc typique du processus manuel de polissage. Dans les produits extrudés, les dimensions globales peuvent varier dans une plage de ± 1 cm. Les verres soufflés sont des produits artisanaux et en tant que tels ils sont caractérisés par des épaisseurs, des couleurs et des finitions variables. NEMO se réserve le droit de modifier ses produits sans préavis, en particulier en ce qui concerne les sources de LED. Les valeurs relatives aux flux lumineux, consommations et puissances correspondent aux valeurs nominales des sources. Les valeurs effectives sont indiquées dans les courbes photométriques et fiches techniques disponibles sur le site web. GARANTIE Les conditions de garantie sont indiquées dans une notice jointe à chaque lampe. Certaines lampes sont fournies avec la source que NEMO recommande afin d'obtenir le meilleur rendu. Cette fourniture est à prendre en compte exclusivement comme un service gratuit d'accessoire offert au client. Le coût de la source ne fait pas partie du prix de la lampe. NEMO ne sera donc pas tenu responsable d'éventuelle substitution ou après-vente en cas de mauvais fonctionnement. En cas d'informations différentes entre les catalogues et le site web, font foi celles du site web.

Alle Leuchten von NEMO sind nach den Normen EN 60598-1 konstruiert. Alle Maßangaben sind in Zentimetern. Die

Leuchten werden generell ohne Leuchtmittel geliefert falls nicht anders angegeben. Zu jeder Leuchte sind die empfohlenen Anwendungsmöglichkeiten aufgeführt, Montage- und Wartungsanleitungen sind jeder Leuchte beigegeben. In diesem Katalog angegebene Materialien, Ausführungen und Farben beziehen sich ausschließlich auf die deutlich sichtbaren Teile der Leuchten. Produkte mit eloxierten Oberflächen können unterschiedliche Schattierungen der Farbe aufweisen, die typisch für den galvanischen Prozess sind. Sie sind daher als ästhetisches Element des Produkts zu berücksichtigen. Die polierten Versionen werden von Hand Hochglanz poliert. Durch diesen manuellen Verarbeitungsprozess können Nuancen entstehen. Die angegebenen Masse können leicht variieren, besonders bei Produkten, die Verformungsprozessen unterliegen. Bei den geblasenen Gläsern können durch die handwerkliche Fertigung Wandstärken, Farben und Oberflächen leicht variieren. NEMO behält sich das Recht vor, technische oder formale Änderungen, insbesondere bei der LED-Bestückung, ohne Vorankündigung durchzuführen. GARANTIE Die Garantiebedingungen sind auf dem Kärtchen, das an jeder Leuchte angebracht ist, aufgeführt. Wenn eine Leuchte mit Glühbirne geliefert wird, gilt dies als reiner Service für den Kunden. Die Kosten der Glühbirne sind nicht im Preis des Produktes enthalten und daher ist Nemo im Falle einer Fehlfunktion der Glühlampe nicht für deren Ersatz verantwortlich. Die Angaben, die Lichtstromwerte, den Verbrauch und die Leistung betreffend, gelten als nominale Werte. Die tatsächliche Werte sind in den fotometrischen Abbildungen und in den Anleitungen auf der Webseite einsehbar.

NEMO HEAD OFFICE

Viale Brianza, 30
Lentate s/S (MB), 20823
Italy
Tel +39 0362 166 050 0
info@nemolighting.com

NEMO STUDIO

Strada Borgata Paradiso, 20
Settimo Torinese - Turin , 10036
Italy
Tel. +39 011 765 73 01
nemostudio@nemolighting.com

NEMO SHOWROOM MONFORTE

Corso Monforte, 19/A
Milan, 20122
Italy
Tel +39 02 970 703 40
monforte@nemolighting.com

NEMO BORGONUOVO19

Via Borgonuovo, 19
Milan, 20122
Italy
studio@nemolighting.com

NEMO GALERIE PARIS

44, Rue du Bac
Paris, 75007
France
Tel +33 (0) 1 486 318 42
ruedubac@nemolighting.fr

NEMO COPENHAGEN

Store Kongensgade 118
1264 København
Denmark

NEMO USA

625 Jersey Avenue, Unit 7
New Brunswick - NJ, 08901
USA
Tel 800 734 5858
usa@nemolighting.com
nemolighting.com/usa/

Scan the code for Terms&Conditions



For more info visit our website

