

hoyer  
barcelona lights

Indoor book

MY NAME IS JUAN LINARES  
AND I'M AN ILLUSTRATOR  
AND A TEACHER OF DRAWING.  
I ALWAYS TAKE A SKETCHBOOK AND SOME  
IT WAS LIKE THAT, I WAS SKETCHING  
IN A BAR AND JOANA ASKED ME  
IF I ACCEPTED COMMISSIONS.

THIS GAVE RISE TO A  
COLLABORATION TO MAKE A SERIES OF  
ILLUSTRATIONS OF A FAIR AND NOW  
THE DRAWINGS YOU CAN SEE HERE.

IT'S AN EXAMPLE THAT PORTRAYS  
HOW WE PEOPLE FROM BARCELONA,  
MEDITERRANEANS, MIX ART,  
DESIGN AND GASTRONOMY.  
BUT ISN'T LIFE ITSELF LIKE THAT?

ME LLAMO JUAN LINARES Y  
SOY DIBUJANTE Y PROFESOR  
DE DIBUJO.

ACOSTUMBRO A LLEVAR  
SIEMPRE UN CUADERNO Y  
UNAS ACUARELAS.

FUE ASÍ, DIBUJANDO EN UN  
BAR QUE JOANA ME PREGUNTÓ  
SI ACEPTABA ENCARGOS.

DE AHI SURGIO UNA COLABORACIÓN  
PARA HACER DIVERSAS ILUSTRACIONES  
DE UNA FERIA Y AHORA LOS  
DIBUJOS QUE SE PUEDEN VER AQUÍ.

ES UN EJEMPLO QUE RETRATA COMO  
LOS BARCELONESES, MEDITERRANEO,  
MEZCLAMOS ARTE, DISEÑO Y GASTRONOMÍA...  
PERO ¿NO ES ESO LA PROPIA VIDA?

JUAN LINARES



I MET JUAN IN A BAR.  
I SAW HIM SITTING AT A TABLE IN THE BACK,  
SKETCHING IN HIS NOTEBOOK.

I APPROACHED HIM BECAUSE  
HIS DRAWINGS ATTRACTED MY ATTENTION.  
HE SHOWED ME HIS SKETCHPAD.

I DISCOVERED HIS CAPACITY TO CAPTURE  
THE ESSENCE OF THINGS:  
ARCHITECTURE, STREETS AND BARS  
THAT SHAPE OUR DAILY ROUTINES.

IT WAS THE BEGINNING OF A JOURNEY  
OF SMALL JOINT PROJECTS, UNTIL REACHING  
THIS POINT.

I INVITE YOU TO DISCOVER HIS WORK ALONG  
WITH THE NEW BOVER COLLECTIONS.

CONOCÍ A JUAN EN UN BAR.

LE VI SENTADO EN UNA MESITA AL FONDO  
DIBUJANDO EN SU CUADERNO.

ME ACERQUÉ A ÉL, PORQUE ME LLAMARON  
LA ATENCIÓN LOS DIBUJOS QUE VI.  
Y ME ENSEÑÓ SU LIBRETA.

DESCUBRÍ SU CAPACIDAD DE CAPTAR  
LA ESENCIA DE LAS COSAS:  
ARQUITECTURA, CALLES Y BARES.  
QUE DAN VIDA A NUESTRAS RUTINAS COTIDIANAS.

FUE EL INICIO DE UN CAMINO  
DE COLABORACIONES, HASTA LLEGAR AQUÍ.  
OS INVITO A DESCUBRIR SU TRABAJO JUNTO  
A LAS NUEVAS COLECCIONES DE BOVER.

JOANA BOVER

Trabajamos para que nuestros productos consigan ser respetuosos con el medio natural. Que cada componente que utilizamos, pueda ser rastreable desde su origen hasta su destrucción y ayude a reducir nuestro impacto en el planeta.

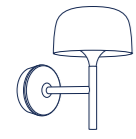
Nos comprometemos a mejorar nuestros procesos, desde la fabricación hasta la distribución. Buscando nuevos y mejores materiales, que contribuyan a reducir el impacto de Carbono.

*We work to make sure that our products are respectful of the natural environment. That each component we use can be traceable from its origin until its destruction and help lessen our impact on the planet.*

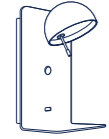
*We are committed to improving our processes, from manufacturing to distribution. Searching for new and better materials that contribute to reducing the impact of carbon.*



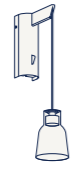
## Apliques / Wall lamps



**Bol**  
12



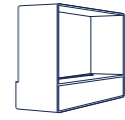
**Beddy**  
16



**Drip/Drop**  
22



**Helios**  
30



**Kira**  
36



**Nón Lá**  
40



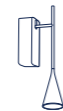
**Nut**  
46



**Platet**  
50



**Roda**  
60



**Skybell Plus**  
64

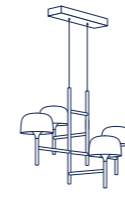


**Tria**  
68




**Wall Street**  
74

## Suspensión / Pendant lamps



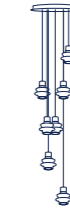
**Bol**  
80



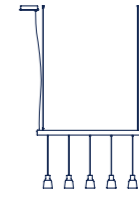
**Dome**  
90



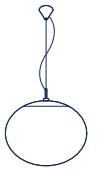
**Domita**  
100



**Drip/Drop**  
110



**Drip/Drop Linear**  
122



**Elipse**  
126



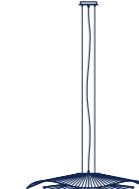
**Folie**  
130



**Hardy**  
136



**Maxi**  
140



**Mediterrània**  
146




**Mei**  
152



**Mod**  
160




**Mos**  
166



**Nans**  
172



**Nón Lá**  
176



**Noren**  
182



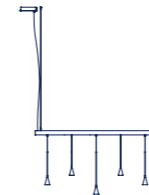
**Nut**  
190



**Platet**  
194



**Roda**  
200



**Skybell**  
206



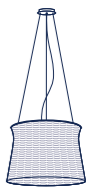
**Skybell Plus**  
232



**Slend**  
236



**Soft**  
244



**Syra**  
250



**Tanit**  
254



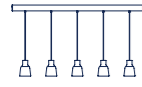
**Tibeta**  
260



**Valentina**  
268

## Plafones / Ceiling lamps

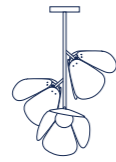
---



Drip/Drop Linear  
276



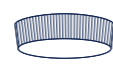
Mediterrània  
280



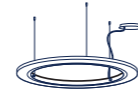
Mod  
284



Nut  
290



Plafonet  
294



Roda  
298



Siam  
302



Urban  
310

## Mesa / Table lamps

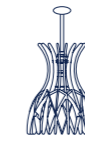
---



Bol  
318



Danona  
322



Domita  
326



Drip/Drop  
330



Nans Portable  
338



Nón Lá  
342



Tanit  
346



Valentina  
350

## Pie / Floor lamps

---



Bol  
356



Danona  
360



Drip/Drop  
364



Maxi  
368

WE LIKE TO THINK THAT WE'RE DIFFERENT BECAUSE, IN A GLOBALISED WORLD, WE'RE STILL SEARCHING FOR LOCAL VALUES, WE BELIEVE IN THE TRADITION OF OUR TRADES AND IN THE ARTS THAT GO WITH THEM.

NOs GUSTA PENSAR QUE SOMOS DIFERENTES. PORQUE EN UN MUNDO GLOBALIZADO, SEGUIMOS BUSCANDO LOS VALORES LOCALES, CREEMOS EN LA TRADICIÓN DE NUESTROS OFICIOS Y EN LAS ARTES QUE LES ACOMPAÑAN.

JOANA BOVER



JUAN LINARES

# Bol

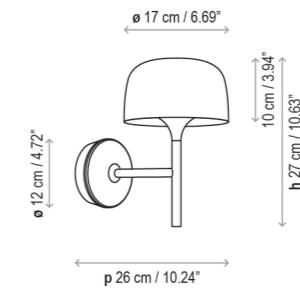
*Design by*  
Estudi Manel Molina | 2022





Inspired by classic Maria Theresa chandeliers, the Bol light emerged as a large, contemporary chandelier whose charm resides in its opaque body and the upper and lower light path emitted by its shades. Lightweight, floating structures with an understated, stylish lighting effect in the dark.

Inspiradas en las clásicas lámparas de araña M<sup>a</sup> Teresa, las Bol nacen como un Chandelier contemporáneo de gran formato cuya identidad se encuentra en su cuerpo opaco y el halo de luz superior e inferior que desprenden sus pantallas. Estructuras livianas y flotantes con un sobrio y elegante efecto de luz en la oscuridad.



#### Bol A/01

IP-20 TRIAC 8.4 W LED / CRI: 90 / 2700 K  
1200 lm light source / fuente de luz

Only for North America

#### Bol A/01

DRY TRIAC 0-10V 8.4 W LED / CRI: 90 / 2700 K  
1200 lm light source

Finishes  
Acabados



Ebony Black  
Negro ébano

Family  
Familia

	A/01	S/4L	S/6L	M/30	M/33	P/130
page / página	13	87	81	319	320	357



# Beddy

*Design by*  
Danos Salgados | 2018





18 | *Apliques / Wall lamps* | Beddy A/03



Beddy A/01 *Image does not show north American backplate*



Beddy A/02



Beddy A/03

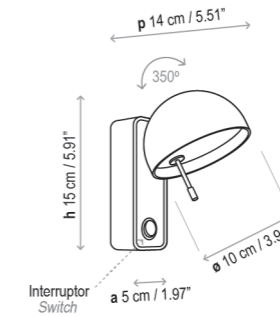


Beddy A/04



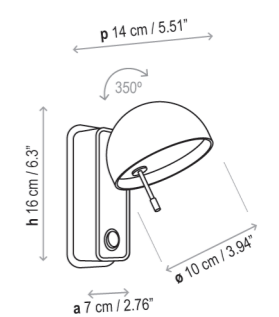
The Beddy is a wall lamp with different versions that breathes minimalism. That, together with the rationalist philosophy of its author, gives as a result a lamp in which nothing is left to chance. Every little detail of its geometry responds to a specific need.

La lámpara Beddy es un aplique con diferentes versiones que respira minimalismo. Eso, junto a la filosofía cien por cien racionalista del autor, da como resultado una lámpara en la que nada es gratuito. Cada pequeño detalle de su geometría responde a una necesidad concreta.



### Beddy A/01

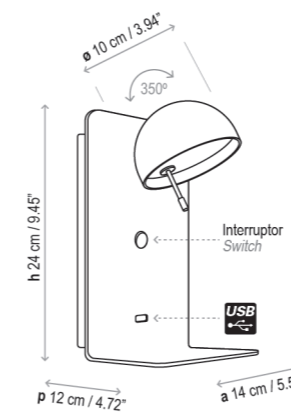
IP-20 | 4.2 W LED / CRI: 90 / 2700 K  
475 lm light source / fuente de luz



Only for North America

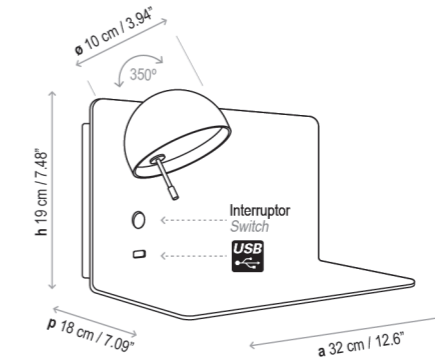
### Beddy A/01

DRY | 4.2 W LED / CRI: 90 / 2700 K  
475 lm light source



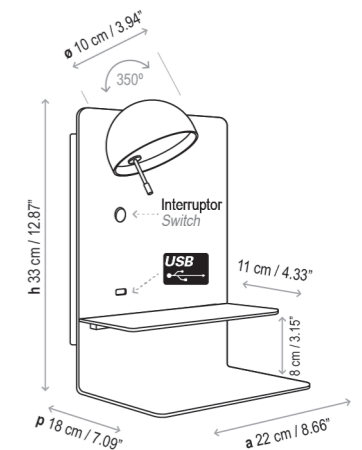
### Beddy A/02

IP-20 | 4.2 W LED / CRI: 90 / 2700 K  
475 lm light source / fuente de luz



### Beddy A/03

IP-20 | 4.2 W LED / CRI: 90 / 2700 K  
475 lm light source / fuente de luz



### Beddy A/04

IP-20 | 4.2 W LED / CRI: 90 / 2700 K  
475 lm light source / fuente de luz

Only for North America

### Beddy A/02

DRY | 4.2 W LED / CRI: 90 / 2700 K  
475 lm light source

### Beddy A/03

DRY | 4.2 W LED / CRI: 90 / 2700 K  
475 lm light source


### Beddy A/04

DRY | 4.2 W LED / CRI: 90 / 2700 K  
475 lm light source

### Finishes Acabados



White  
Blanco



Oak Wood / Only Beddy A/01  
Madera Roble / Solo Beddy A/01

# Drip/Drop

*Design by*  
Christophe Mathieu | 2017





Image does not show north American backplate

*Drip and Drop models are captivating from a distance, their design surprises even more when up close, inviting one to illuminate them. That is when they reach their greatest splendor.*

**Drip y Drop te cautivan desde la distancia, su diseño te sorprende cuando te acercas y te invita a encenderlas. Es ahí donde la magia alcanza su máximo esplendor.**



Image does not show north American backplate

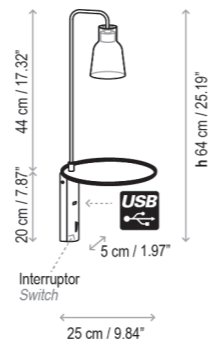
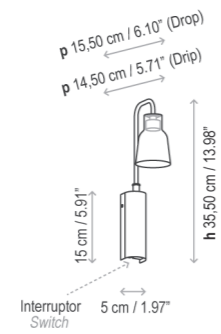
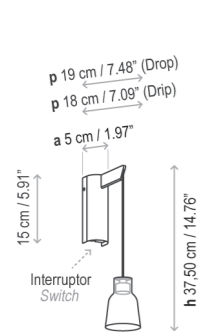


*Drop's small screen is made of borosilicate glass, finer and more delicate than blown glass. "I wanted the material to be very tasteful, almost like a candy," says Christophe. The choice of glass is intimately related to the light that creates the Drop.*

*La pequeña pantalla de la Drop está hecha de vidrio de borosilicato, más fino y delicado que el vidrio soplado. "Quería que el material fuera muy gustoso, casi como un caramelo", dice Christophe. La elección del vidrio está íntimamente relacionado con la luz que crea la Drop.*



Image does not show north American backplate



### Drip/Drop A/01

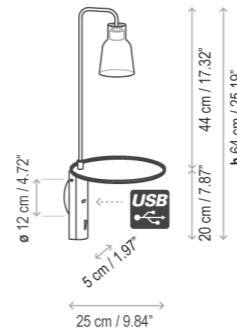
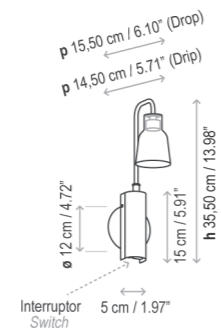
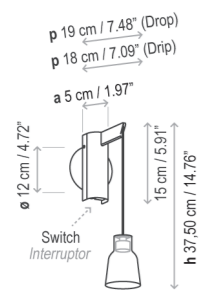
IP-20 | 3 W LED / CRI: 90 / 2700 K  
345 lm light source / fuente de luz

### Drip/Drop A/02

IP-20 | 3 W LED / CRI: 90 / 2700 K  
345 lm light source / fuente de luz

### Drip/Drop A/03

IP-20 | 3 W LED / CRI: 90 / 2700 K  
345 lm light source / fuente de luz



Only for North America

### Drip/Drop A/01

DRY | 3 W LED / CRI: 90 / 2700 K  
345 lm light source

### Drip/Drop A/02

DRY | 3 W LED / CRI: 90 / 2700 K  
345 lm light source

### Drip/Drop A/03

DRY | 3 W LED / CRI: 90 / 2700 K  
345 lm light source

### Structure Finishes Acabados Estructura



Ebony Black  
Negro ébano

### Finishes Drip Acabados Drip



Transparent Glass  
Vidrio Transparente



Frosted Glass  
Vidrio Matizado



Green Glass  
Vidrio Verde

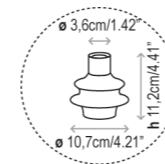


Blue Glass  
Vidrio Azul



Opal Polycarbonate  
Policarbonato Opal

### Finishes Drop Acabados Drop



Transparent Glass  
Vidrio Transparente



Frosted Glass  
Vidrio Matizado



Green Glass  
Vidrio Verde



Blue Glass  
Vidrio Azul

### Family Familia

A/01	A/02	A/03	S/01	S/03	S/07	S/12	S/24	S/36	S/48	M/36	M/50	M/70	P/131
25	23	26	111	111	111	111	111	111	111	331	331	334	365

page / página

# Helios

*Design by*  
Gonzalo Milà | 2021







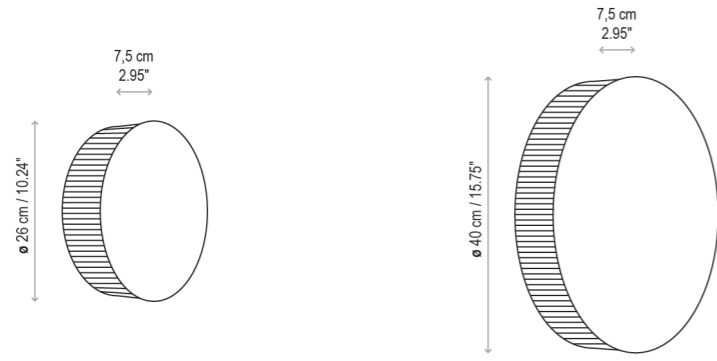
*The Helios wall lamp is an artisan product that gives off indirect light through the irregular cotton threads of its lampshade, drawing small shadows on the wall. Helios comfortably adapts to the language and personality of organic environments and wabi-sabi aesthetics.*

*Designed to be part of settings or light murals in applications where highly decorative results are sought.*

*El aplique Helios es un producto artesanal que, a través de los hilos de algodón irregulares de su pantalla, deja pasar luz indirecta dibujando pequeñas sombras en la pared. Se adapta con comodidad al lenguaje y carácter de los ambientes orgánicos y de estética Wabi Sabi.*

*Pensada para formar parte de composiciones o murales de luz en aplicaciones donde se buscan resultados altamente decorativos.*





**Helios A/01**

IP20 TRIAC 16,8 W LED / CRI: 90 / 2700 K  
2000 lm light source / fuente de luz

Only for North America

**Helios A/01**

DRY TRIAC ADA 16,8 W LED / CRI: 90 / 2700 K  
2000 lm light source

**Helios A/02**


IP20 TRIAC 18 W LED / CRI: 90 / 2700 K  
2700 lm light source / fuente de luz

**Helios A/02**

DRY TRIAC ADA 18 W LED / CRI: 90 / 2700 K  
2700 lm light source



Finishes  
Acabados



Oak Brown / Beige Thread  
Marrón Roble / Hilo Beige

# Kira

*Design by*  
Danos Salgados | 2021



The Kira wall lamp is a light box that emits an aura of warm luminosity around its inner perimeter. In addition, it emits lower light through an LED plate and there is the option to add a push-button with 3 dimming settings.

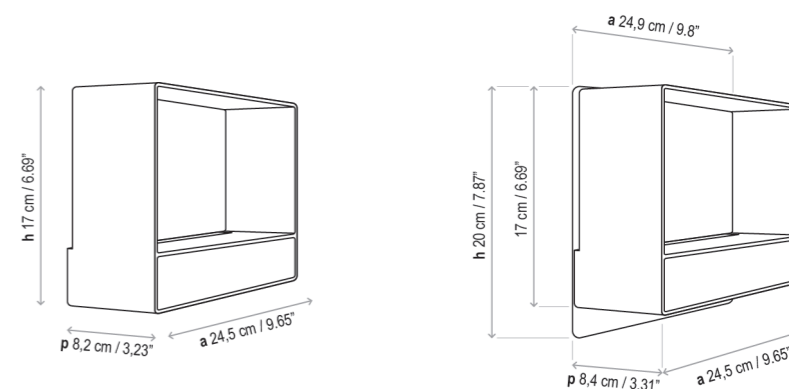
With a fresh and lightweight design, Kira is mainly intended to be used in bedrooms.

Los apliques Kira son una caja de luz que emite un aura de luminosidad cálida en el contorno de su perímetro interior. Además, emite luz inferior a través de una placa LED y puede disponer de un pulsador con 3 posiciones de regulación.

Con un aspecto fresh y ligero, Kira está pensada esencialmente como un producto a utilizar en habitaciones.



Image does not show north American backplate



#### Kira A/01

IP20 | TRIAC | 8,4 W LED/CRI:90/2700 K  
1100 lm light source / fuente de luz

IP20 | TRIAC | 8,4 W LED/CRI:90/2700 K  
1100 lm light source / fuente de luz

Optional: Push-button with 3 dimming positions  
Opcional: Pulsador con 3 posiciones de regulación

Only for North America

#### Kira A/01

DRY | TRIAC | ADA | 8,4 W LED/CRI:90/2700 K  
1100 lm light source

DRY | 0-10V | ADA | 8,4 W LED/CRI:90/2700 K  
1100 lm light source

DRY | TRIAC | ADA | 8,4 W LED/CRI:90/2700 K  
1100 lm light source

Optional: Push-button with 3 dimming positions

#### Finishes Acabados



Matte White  
Blanco Mate

# Nón Lá


*Design by*  
Jorge Pensi Design Studio | 2015





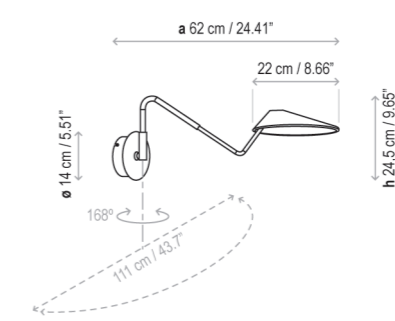
Nón Lá is our way of paying a little homage to the Vietnamese hat and its centenary culture. Its simple open cone offers us a light structure that is resistant and a bit avant-garde, thanks to the decentralization of its light cavity. Its cast iron arm in the shape of an angle gives it a look that contrasts with the subtlety of its conical shade.

Nón Lá es nuestra manera de rendirle un pequeño homenaje al sombrero vietnamita y a su cultura centenaria. Su sencillo cono abierto, nos ofrece una estructura ligera, resistente y un punto vanguardista gracias a la descentralidad de su cavidad lumínica. Su brazo de fundición de hierro en forma de ángulo nos ofrece un aspecto que contrasta con la sutileza de su pantalla cónica.



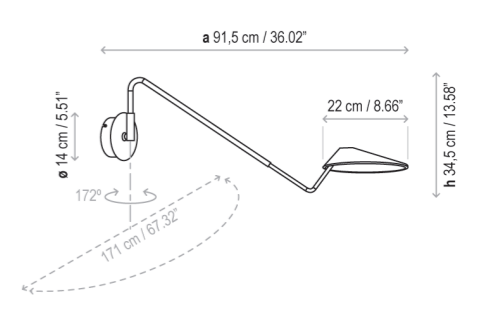
### Nón Lá A/01

IP20 TRIAC 10,5 W LED / CRI: 90 / 2700 K  
1200 lm light source / fuente de luz



### Nón Lá A/03

IP20 TRIAC 10,5 W LED / CRI: 90 / 2700 K  
1200 lm light source / fuente de luz



### Nón Lá A/04

IP20 TRIAC 10,5 W LED / CRI: 90 / 2700 K  
1200 lm light source / fuente de luz

IP20 PROXY 10,5 W LED / CRI: 90 / 2700 K  
1200 lm light source / fuente de luz

IP20 PROXY 10,5 W LED / CRI: 90 / 2700 K  
1200 lm light source / fuente de luz

Only for North America

### Nón Lá A/01

DRY 0-10V ADA 10,5 W LED / CRI: 90 / 2700 K  
1200 lm light source

### Nón Lá A/03

DRY 0-10V 10,5 W LED / CRI: 90 / 2700 K  
1200 lm light source

### Nón Lá A/04

DRY 0-10V 10,5 W LED / CRI: 90 / 2700 K  
1200 lm light source

DRY PROXY 10,5 W LED / CRI: 90 / 2700 K  
1200 lm light source

DRY PROXY 10,5 W LED / CRI: 90 / 2700 K  
1200 lm light source

### Structure Finishes A/03, A/04 Acabados Estructura A/03, A/04




Graphite Brown  
Marrón Grafito

### Finishes Acabados



White Lacquer  
Lacado Blanco



Chrome  
Cromo



Satin copper  
Cobre Brillante

### Family Familia

A/01	A/03	A/04	S	Set 3 Rectangular	T	Not available for North American Market	S	Set 3 Rectangular
43	42	41	177	179	343			

page / página

# Nut

*Design by*  
Estudi Manel Molina | 2021





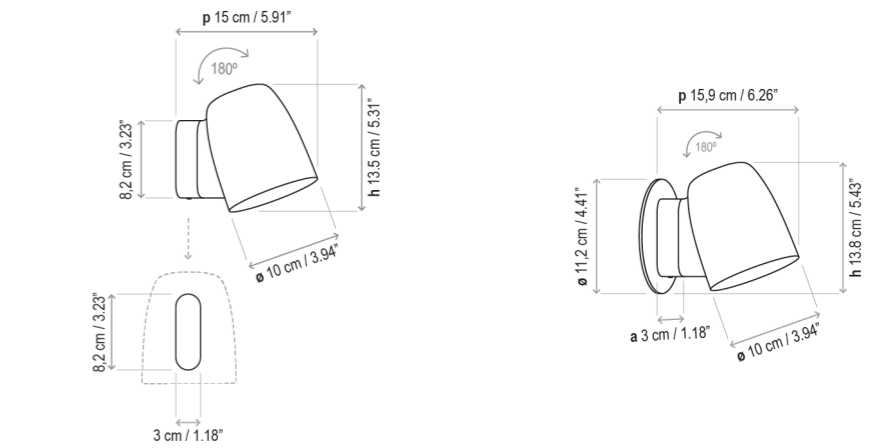


Image does not show north American backplate



Nut is a collection of discreet lights that are characterized by their ergonomic and striking body. They are highly versatile products that can work as a headboard, a guide light in corridors or a bathroom wall lamp. They are easy and intuitive to use. The light beam can be directed from right to left at a 180° angle.

Las Nut son una colección de luminarias discretas que se caracterizan por su cuerpo ergonómico y contundente. Son un producto altamente versátil que puede funcionar como cabecero de cama, lámpara de señalización en pasillos o aplique de baño. Su manejo es fácil e intuitivo. Permiten una orientación del haz de luz en sentido de derecha a izquierda en un ángulo de 180°.



### Nut A/01 | Outdoor

- IP54 | TRIAC | 6,3 W LED / CRI: 90 / 2700 K  
950 lm fuente de luz/light source
- IP54 | TRIAC | 6,3 W LED / CRI: 90 / 2700 K  
950 lm fuente de luz/light source

Only for North America

### Nut A/01 | Outdoor

- WET | 0-10V | TRIAC | 6,3 W LED/CRI:90/2700K  
950 lm light source
- WET | TRIAC | 6,3 W LED/CRI:90/2700K  
950 lm light source
- WET | TRIAC | 6,3 W LED/CRI:90/2700K  
950 lm light source

Push-button with 3 dimming positions  
Pulsador con 3 posiciones de regulación

Push-button with 3 dimming positions

### Finishes Acabados



### Familia Family

S/10	A/01	PF/10	B/60	B/90	B/90/2L
192	47	291	Outdoor Catalogue		
Indoor Interior	Outdoor / Exterior				

page / página

# Platet

Design by  
Christophe Mathieu | 2020





*Simple shapes, shapes that are familiar to us and that make us travel through time. Adapted to the LED light, there is something romantic in the Platet, made entirely of painted iron. Its colour palette include sober and warm tones, always with the inner part in white, which gives us a good quality of light.*

*Formas simples, que nos resultan familiares y que nos hacen viajar a través del tiempo. Adaptado a la fuente de luz LED, hay algo de romántico en la Platet, realizada toda ella en hierro pintado. La paleta de color incorpora tonos sobrios y cálidos, siempre con la parte interior de la pantalla de color blanco que nos proporciona una buena calidad de luz.*



Image does not show North American backplate

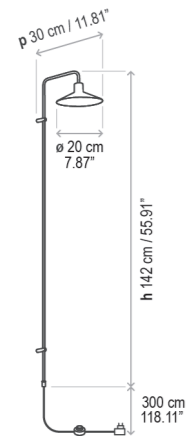


Port Solacz - Poznan  
By EV Architects and 4 Light



Image does not show North American backplate





### Platet A/05

IP20 1 x MAX 9W E-14 LED P45 / light source

IP20 4,2 W LED / CRI: 90 / 2700 K 504 lm fuente de luz / light source

Only for North America

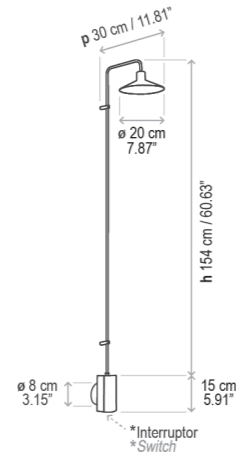
### Platet A/05

DRY 1 x 5W E-12 LED A15

DRY 4,2 W LED / CRI: 90 / 2700 K 504 lm light source



Platet A/05 | Surface / Superficie



### Platet A/06

IP20 4,2 W LED / CRI: 90 / 2700 K 504 lm fuente de luz / light source

IP20 4,2 W LED / CRI: 90 / 2700 K 504 lm fuente de luz / light source

Only for North America

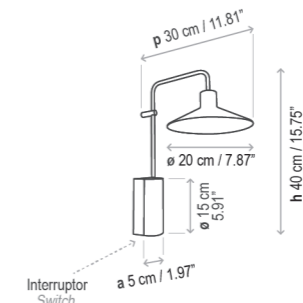
### Platet A/06

DRY 4,2 W LED / CRI: 90 / 2700 K 504 lm light source

DRY 4,2 W LED / CRI: 90 / 2700 K 504 lm light source



Platet A/06 | Surface / Superficie

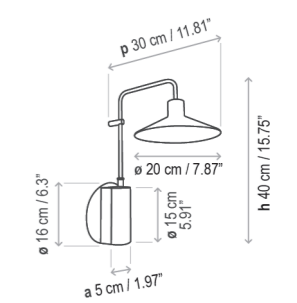


### Platet A/02

IP20 1 x MAX 9W E-14 LED P45 / light source

IP20 4,2 W LED / CRI: 90 / 2700 K 504 lm fuente de luz / light source

IP20 4,2 W LED / CRI: 90 / 2700 K 504 lm fuente de luz / light source



Only for North America

### Platet A/02

DRY 1 x 5W E-12 LED A15

DRY 4,2 W LED / CRI: 90 / 2700 K 504 lm light source

DRY 4,2 W LED / CRI: 90 / 2700 K 504 lm light source

### Structure Finishes Acabados Estructura



Ebony Black  
Negro ébano

### Finishes Acabados



Antique Brass  
Patiné



Terracota  
Teja



Olive grey  
Gris Oliva



Light grey  
Gris claro

### Family Familia

A/02	A/05	A/06	S/20	Skybell System Sistema Skybell	A/01
52	58	54	195	199	Outdoor Catalogue

page / página

Indoor / Interior

Outdoor  
Exterior

# Roda

*Design by*  
Joana Bover | 2022





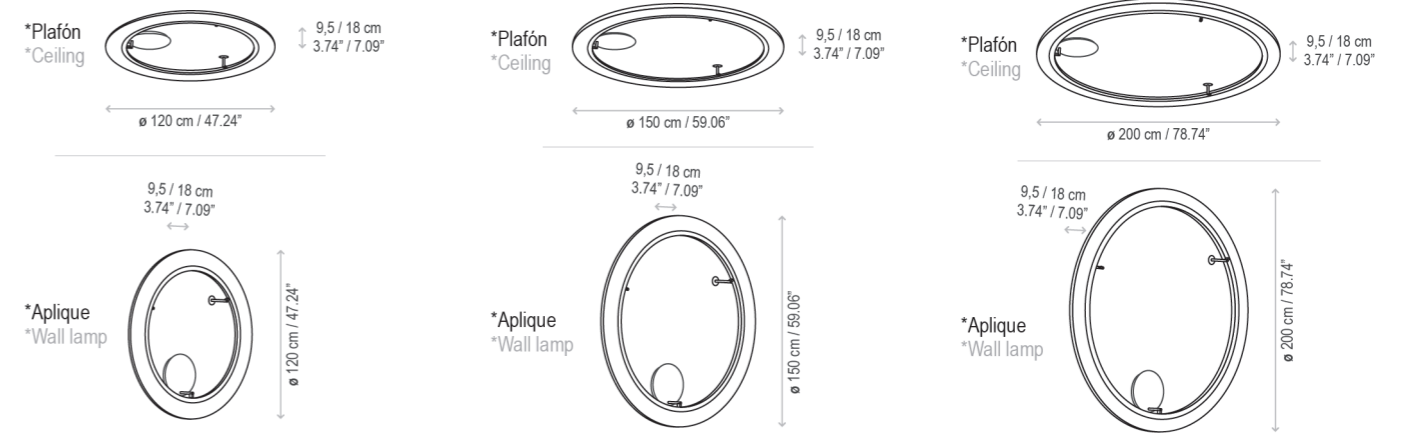
Recessed canopy / Florón empotrado

The Roda Collection is characterized by its large, cylindrical, ring-shaped shade. Its inner contour is surrounded by an aluminum ring housing a continuous circle of LEDs, emitting a uniform, filtered light. The warmth of the ribbon is highlighted by the dark ring outlining the perimeter, making these fixtures particularly cozy and lightweight, because despite their large volume, they seem weightless.

Las Roda se caracterizan por tener una gran pantalla cilíndrica en forma de anillo. Su contorno interior está rodeado por un aro de aluminio que aloja de forma continua los LEDs, emitiendo una luz uniforme y tamizada. La calidez de la cinta destaca sobre el aro oscuro que delimita su perímetro, haciéndolas especialmente acogedoras y ligeras, porque a pesar de su gran volumen, no transmiten un peso aparente.

User can customize the canopy painting its cover plate.

El usuario puede customizar el florón pintando la tapa.



#### Roda PF/120

IP-20 | 1-10V | 50,8 W LED / CRI: 90 / 2700 K  
6600 lm fuente de luz / light source

Only for North America

#### Roda PF/120

DRY | 0-10V | ADA | 50,8 W LED / CRI: 90 / 2700 K  
6600 lm light source

#### Roda PF/150

IP-20 | 1-10V | 65,5 W LED / CRI: 90 / 2700 K  
8500 lm fuente de luz / light source

Only for North America

#### Roda PF/150

DRY | 0-10V | ADA | 65,5 W LED / CRI: 90 / 2700 K  
8500 lm light source

#### Roda PF/200

IP-20 | 1-10V | 85,7 W LED / CRI: 90 / 2700 K  
11100 lm fuente de luz / light source

Only for North America

#### Roda PF/200

DRY | 0-10V | ADA | 85,7 W LED / CRI: 90 / 2700 K  
11100 lm light source

#### Structure Finishes Acabados Estructura



Graphite Brown  
Marrón Grafito

#### Finishes Acabados



White Ribbon  
Cinta Blanca



Cream Ribbon  
Cinta Crema

#### Family Familia

S/120	S/150	S/200	S/120/V	S/150/V	S/200/V	PF/120	PF/150	PF/200
202	202	202	201	201	204	61/299	61/299	61/299

page / página



# Skybell Plus

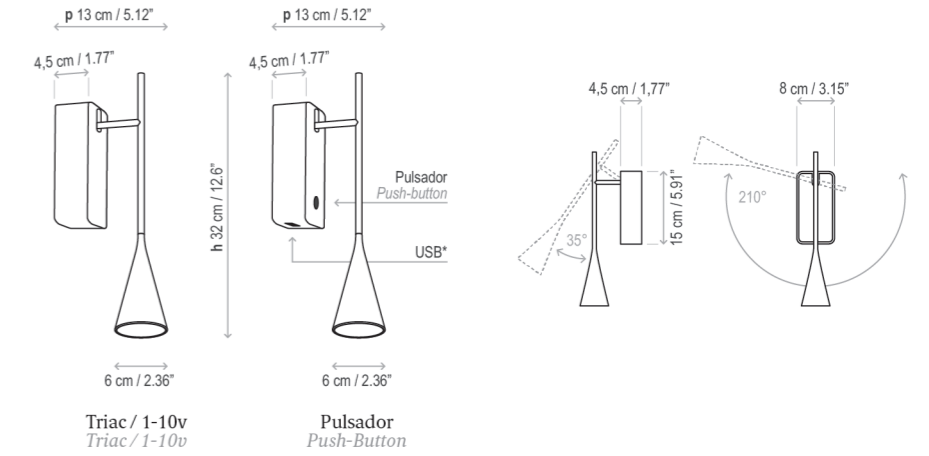
Design by  
Estudi Manel Molina | 2019





*The Skybell Plus takes the subtlety and joy of the Skybell and reduces the concept of the lamp to its essence: the bell. A very simple, dark, black object that does not want prominence. This simplicity is precisely what gives the product great versatility.*

La Skybell Plus, recoge la sutileza y alegría de las Skybell y reduce el concepto de la lámpara a su esencia: la campana. Un objeto muy sencillo, oscuro, negro, que no quiere protagonismo. Esta sencillez es precisamente lo que otorga al producto una gran versatilidad.



### Skybell Plus A/01

IP 20 | 4.2 W LED / CRI: 93 / 2700 K  
500 lm light source/fuente de luz

IP 20 | 4.2 W LED / CRI: 93 / 2700 K  
500 lm light source/fuente de luz

IP 20 | 4.2 W LED / CRI: 93 / 2700 K  
500 lm light source/fuente de luz

Only for North America

### Skybell Plus A/01

DRY | 4.2 W LED / CRI: 93 / 2700 K  
500 lm light source

DRY | 4.2 W LED / CRI: 93 / 2700 K  
500 lm light source

Finishes  
Acabados



Ebony Black  
Negro ébano

Family  
Familia

	A/01	S/1L	S/1L Track/Carril
page / página	65	233	220

# Tria

*Design by*  
Rubén Saldaña | 2015





*Its organic and modular shape makes Tria a unique and original object. Tria can be installed either as a single wall light or as a light module with a sole connection point on the wall which makes it easier to be displayed as a mural at hotel reception desks, corridors, etc.*

*La forma orgánica y modular hace de Tria un objeto singular y original. Tria nos permite instalarlo como aplique individual o por módulos con un solo punto de conexión en pared, facilitando su aplicación como mural en recepciones, pasillos, etc.*



Tria 01

Tria 02

Tria 03



Tria Set 3

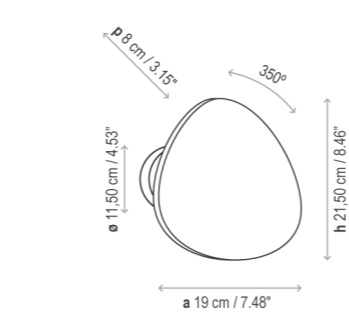
Finishes  
Acabados



Natural Oak  
Roble Natural

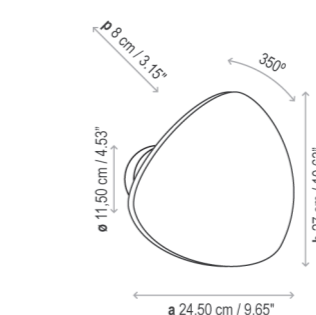


White Satin  
Blanco Satinado



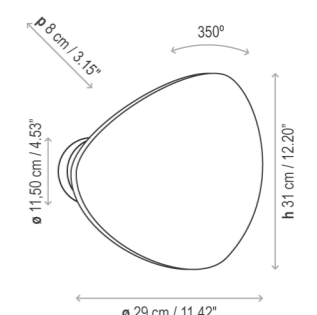
Tria 01

IP 20 TRIAC 8,7 W LED / CRI: 90 / 2700 K  
960 lm fuente de luz / light source



Tria 02

IP 20 TRIAC 13 W LED / CRI: 90 / 2700 K  
1440 lm fuente de luz / light source



Tria 03

IP 20 TRIAC 17 W LED / CRI: 90 / 2700 K  
1920 lm fuente de luz / light source

Only for North America

Tria 01

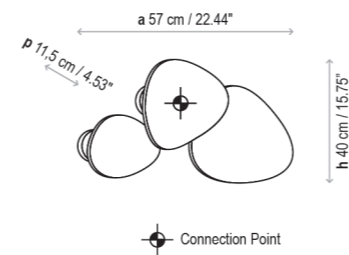
DRY TRIAC ADA 8,7 W LED / CRI: 90 / 2700 K  
960 lm light source

Tria 02

DRY 0-10V ADA 13 W LED / CRI: 90 / 2700 K  
1440 lm light source

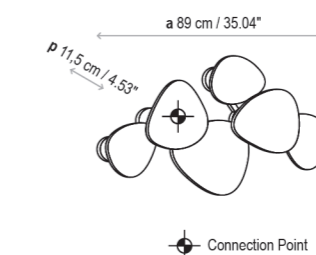
Tria 03

DRY 0-10V ADA 17 W LED / CRI: 90 / 2700 K  
1920 lm light source



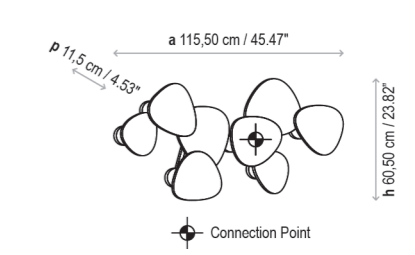
Tria Set 3

IP 20 TRIAC 39 W LED / CRI: 90 / 2700 K  
4320 lm fuente de luz / light source



Tria Set 6

IP 20 TRIAC 69 W LED / CRI: 90 / 2700 K  
7080 lm fuente de luz / light source



Tria Set 8

IP 20 TRIAC 103.2 W LED / CRI: 90 / 2700 K  
11520 lm fuente de luz / light source

Only for North America

Tria 01

DRY 0-10V 39 W LED / CRI: 90 / 2700 K  
4320 lm light source

Tria 02

DRY 0-10V 69 W LED / CRI: 90 / 2700 K  
7080 lm light source

Tria 03

DRY 0-10V 103.2 W LED / CRI: 90 / 2700 K  
11520 lm light source

Family  
Família

01	02	03	Set 3	Set 6	Set 8	04	05
72	72	70	72	69	73	Outdoor Catalogue	

page / página

Indoor / Interior

Outdoor / Exterior

# Wall Street

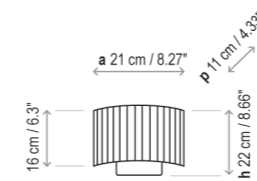
*Design by*  
Joana Bover | 2000





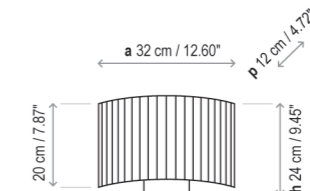
Wall Street is a functional Collection of decorative wall lamps which do grant an optimal light diffusion thanks to its handmade ribbon or cotton fabric shade. Available in different measures for domestic or public spaces according to customer needs.

Wall Street es una colección funcional de apliques decorativos que consiguen una óptima difusión de la luz gracias a su pantalla de cinta o cotonet hecha a mano. Disponible en diferentes medidas para espacios domésticos o públicos según las necesidades del cliente.



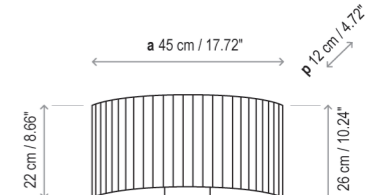
### Wall Street 21

IP-20 1 x MAX 9W LED E-27 P45



### Wall Street 32

IP-20 1 x MAX 9W LED E-27 P45



### Wall Street 45

IP-20 1 x MAX 9W LED E-27 P45

Only for North America

### Wall Street 21

DRY 1 x 60 W E26 A15 INC

DRY 1 x 5 W E26 A15 LED

### Wall Street 32

DRY 1 x 60 W E26 A15 INC


DRY 1 x 5 W E26 A15 LED

### Wall Street 45


DRY 1 x 60 W E26 A15 INC

DRY 1 x 5 W E26 A15 LED

### Structure Finishes Acabados Estructura



Satin Nickel  
Níquel Satinado



Brilliant Chrome  
Cromo Brillante

### Finishes Acabados



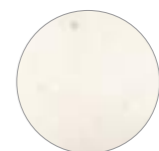
White Ribbon  
Cinta Blanca



Cream Ribbon  
Cinta Crema



White Cotton  
Cotonet Blanco



Cotton  
Cotonet

WE BRING BACK CUSTOMS,  
TRADES AND VALUES.  
A WAY OF UNDERSTANDING  
THE LIFE WE SHARE.

LEARNING FROM OUR HISTORY  
ALLOWS US TO IMPROVE AND  
AVOID THE MISTAKES  
WE MAKE.

RECUPERAMOS COSTUMBRES, OFICIOS Y VALORES.  
UNA FORMA DE ENTENDER  
LA VIDA QUE COMPARTIMOS.

APRENDER DE NUESTRA HISTORIA  
NO NOS PERMITE MEJORAR Y EVITAR  
LOS ERRORES QUE COMETEMOS.


JOANA BOVER





# Bol

*Design by*  
Estudi Manel Molina | 2022





SUSTAINABILITY SHOULD BECOME  
A DAILY HABIT WE ALL NEED TO INCLUDE  
IN OUR DECISION-MAKING.

WE SEE DESIGN AS THE TOOL THAT ENABLES US  
TO ACTIVATE CHANGE AND DECIDE WHAT KIND  
OF RELATIONSHIP WE WANT TO HAVE  
WITH OUR PLANET.

LA SOSTENIBILIDAD DEBE SER  
UN HÁBITO COTIDIANO QUE TODO TENEMOS  
QUE INCORPORAR EN NUESTRAS DECISIONES.  
EL DISEÑO PARA NOSOTROS, ES LA HERRAMIENTA  
QUE NOS PERMITE ACCIONAR EL CAMBIO  
Y DECIDIR QUÉ RELACIÓN QUEREMOS TENER  
CON EL PLANETA.

JOANA BOVER







Bol S/4L

Image does not show north American canopy

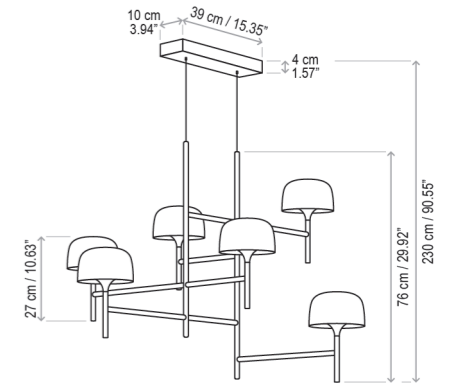
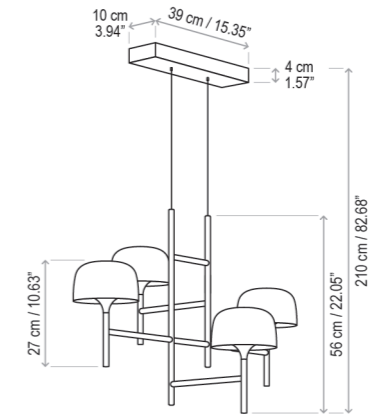
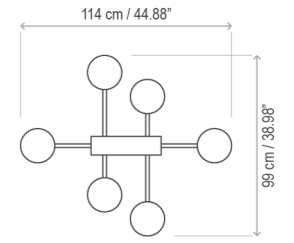
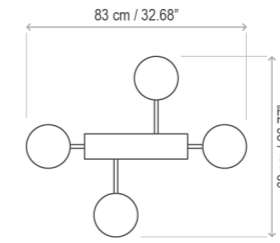
Finishes  
Acabados



Ebony Black  
Negro ébano

Family  
Familia

	A/01	S/4L	S/6L	M/30	M/33	P/130
page / página	13	87	81	319	320	357

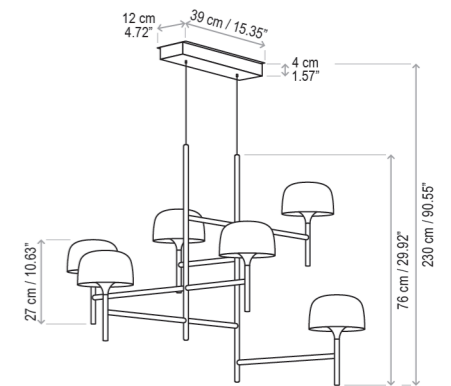
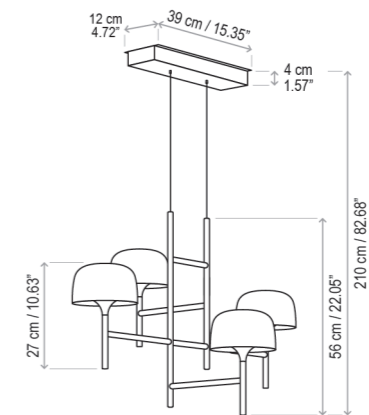


Bol S/4L

IP 20 TRIAC 4 x 12 W LED / CRI: 90 / 2700 K  
6720 lm light source / fuente de luz

Bol S/6L

IP 20 TRIAC 6 x 12 W LED / CRI: 90 / 2700 K  
10080 lm light source / fuente de luz



Only for North America

Bol S/4L

DRY TRIAC 4 x 12 W LED / CRI: 90 / 2700 K  
6720 lm light source

DRY 0-10V 4 x 12 W LED / CRI: 90 / 2700 K  
6720 lm light source

Only for North America

Bol S/6L

DRY TRIAC 6 x 12 W LED / CRI: 90 / 2700 K  
10080 lm light source

DRY 0-10V 6 x 12 W LED / CRI: 90 / 2700 K  
10080 lm light source

# Dome

*Design by*  
Benedetta Tagliabue / EMBT | 2015





**BEST of year** INTERIOR DESIGN  
HONOREE 2015



*With Dome we decided to take the light out of the object so it becomes a light sculpture designed to receive and emit a delicate light, a play of shadows and nuances that enrich the space for which they were created. More than 170 big and small wood fragments are wisely intertwined and sewed one by one to end up in such a puzzle.*

*Con la Dome decidimos llevarnos la luz fuera del objeto, dejar que sea una escultura lumínica creada y pensada para recibir y emitir una luz sutil, un juego de sombras y matices que enriquezcan el espacio para el que son creadas. Se necesitan más de 170 fragmentos para componer este gran mecano de pequeñas y grandes piezas de madera.*





Photo by Courtesy of Ragno Ceramiche  
Photographer: Tiziano Sartorio







Photo by Courtesy of Ragno Ceramiche  
Photographer: Tiziano Sartorio

### Structure Finishes Acabados Estructura

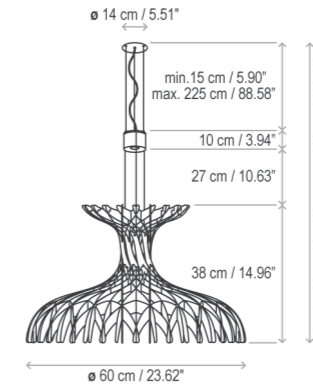


Matte White  
Blanco Mate

### Finishes Acabados



Natural Wood  
Madera Natural



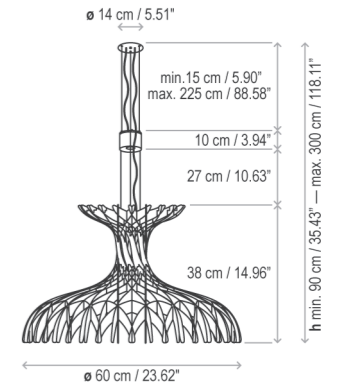
### Dome 60/01

IP-20 TRIAC 12,5 W LED / CRI: 90 / 2700 K  
1352 lm light source / fuente de luz

Only for North America

### Dome 60/01

DRY 0-10V 12,5 W LED / CRI: 90 / 2700 K  
1352 lm light source



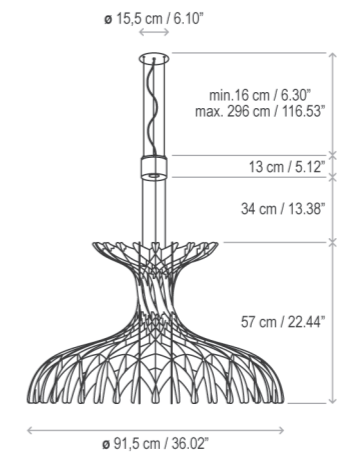
### Dome 60/02

IP-20 TRIAC 25 W LED / CRI: 90 / 2700 K  
2664 lm light source / fuente de luz

Only for North America

### Dome 60/02

DRY 0-10V 25 W LED / CRI: 90 / 2700 K  
2664 lm light source



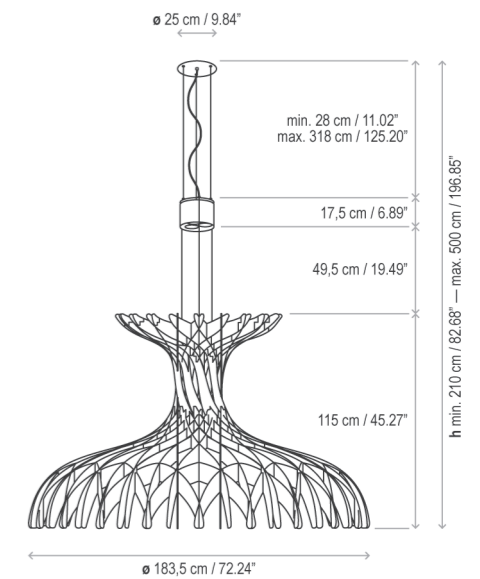
### Dome 90

IP-20 TRIAC 25 W LED / CRI: 82 / 2700 K  
2970 lm light source / fuente de luz

Only for North America

### Dome 90

DRY 0-10V 25 W LED / CRI: 82 / 2700 K  
2970 lm light source



### Dome 180

IP-20 TRIAC 75 W LED / CRI: 82 / 2700 K  
8910 lm light source / fuente de luz

Only for North America

### Dome 180

DRY 0-10V 75 W LED / CRI: 82 / 2700 K  
8910 lm light source

# Domita

*Design by*  
Benedetta Tagliabue / Joana Bover | 2019





*From the beginning of the creation of the Dome, we knew that sooner or later we should expand the collection with smaller versions that allow us to create lighter spaces. Under these premises were born the Domitas, lamps made with thin wooden slats that converge between them, forming a small dome that keeps inside the LED source.*

*Desde el principio de la creación de las Dome, sabíamos que tarde o temprano deberíamos ampliar la colección con versiones más pequeñas que nos permitieran crear espacios más livianos. Bajo estas premisas nacieron las Domitas, lámparas realizadas con finas lamias de madera que confluyen entre ellas, formando una pequeña cúpula que guarda en su interior la fuente de LED.*

Image does not show north American canopy





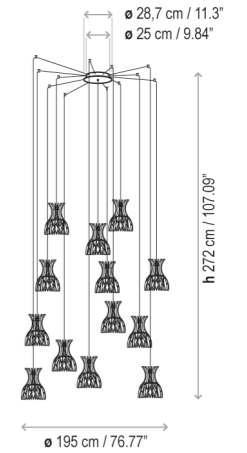
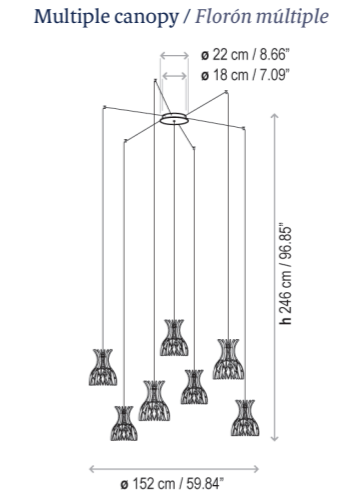
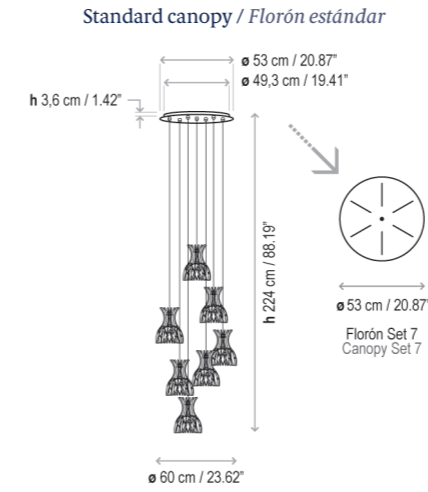
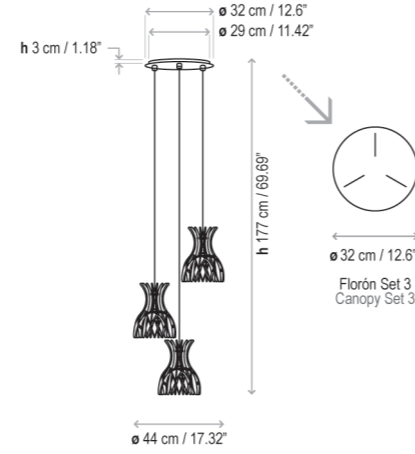
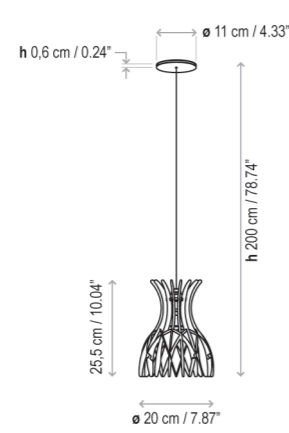
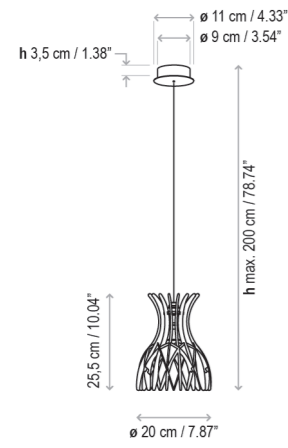
Perpetuum Mobile  
Universita degli studi di Milano  
Photographer: Paolo Fassoli





Photo by Courtesy of Ragno Ceramiche  
Photographer: Paolo Fassoli





### Domita S/20

IP-20 | 1 x MAX 8 W LED GU10

Only for North America

### Domita S/20

DRY | 1 x 8 W LED GU10

### Domita S/20/3L

IP-20 | 3 x MAX 8 W LED GU10

Only for North America

### Domita S/20/3L

DRY | 3 x 8 W LED GU10

### Domita S/20/7L

IP-20 | 7 x MAX 8 W LED GU10

Only for North America

### Domita S/20/7L

DRY | 7 x 8 W LED GU10

### Domita S/20/13L

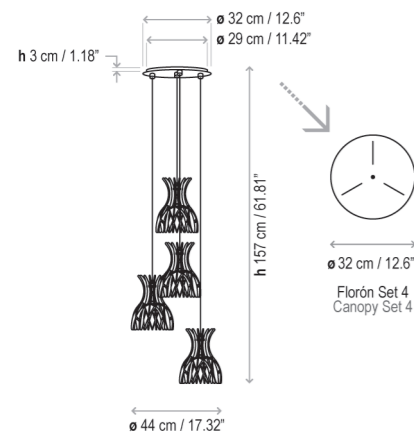
IP-20 | 13 x MAX 8 W LED GU10

Only for North America

### Domita S/20/13L

DRY | 13 x 8 W LED GU10

Standard canopy / Florón estándar



Multiple canopy / Florón múltiple



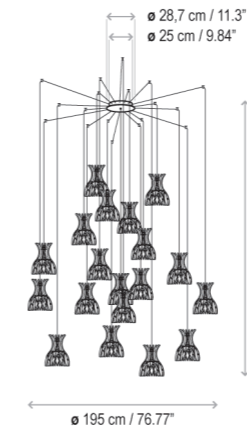
### Domita S/20/4L

IP-20 | 4 x MAX 8 W LED GU10

Only for North America

### Domita S/20/4L

DRY | 4 x 8 W LED GU10



### Domita S/20/19L

IP-20 | 19 x MAX 8 W LED GU10

Only for North America

### Domita S/20/19L


DRY | 19 x 8 W LED GU10

### Structure Finishes Acabados Estructura



Graphite Brown  
Marrón Grafito

### Finishes Acabados



Natural Wood  
Madera Natural

### Family Familia

	S/20	S/20/3L	S/20/4L	S/20/7L	S/20/13L	S/20/19L	M/36

page / página

101	106	108	109	109	107	327
-----	-----	-----	-----	-----	-----	-----

# Drip/Drop

Design by  
Christophe Mathieu | 2017






THE GOAL IS TO CHANGE OUR HABITS.  
WE NEED THE COLLABORATION OF THE  
WHOLE CHAIN:  
SUPPLIERS, CUSTOMERS AND USERS,  
FAMILY AND FRIENDS.  
TOGETHER WE MUST SHARE THE SAME GOAL:  
REDUCE THE USE OF FOSSIL FUELS,  
USING RENEWABLE AND CLEAN ENERGIES.

EL OBJETIVO ES CAMBIAR NUESTROS HÁBITOS.  
NECESITAMOS LA COLABORACIÓN DE TODA LA CADENA:  
PROVEEDORES, CLIENTES Y USUARIOS,  
FAMILIARES Y AMIGOS.  
TODOS JUNTOS DEBEMOS COMPARTIR  
EL MISMO OBJETIVO;  
REDUCIR EL USO DE ENERGÍAS FÓSILES,  
UTILIZANDO ENERGÍAS RENOVABLES Y LÍMPIAS.

JOANA BOVER



JUAN LINARES



Drop S/07L



Drip S/12L



Hotel SB Icaria

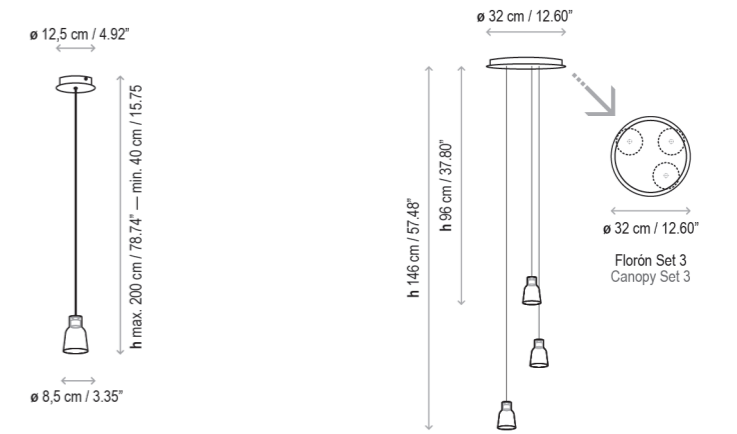




116 | *Suspensión / Pendant lamps* | Drop S/24L



Drop S/48L | 117



### Drip/Drop S/01L

IP-20 3 W LED / CRI: 90 / 2700 K  
345 lm light source / fuente de luz

Only for North America

### Drip/Drop S/01L

DRY 3 W LED / CRI: 90 / 2700 K  
345 lm light source

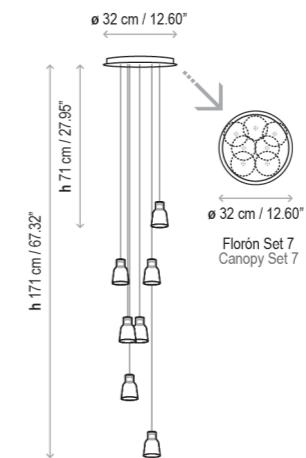
### Drip/Drop S/03L

IP-20 9,6 W LED / CRI: 90 / 2700 K  
1116 lm light source / fuente de luz

Only for North America

### Drip/Drop S/03L

DRY 9,6 W LED / CRI: 90 / 2700 K  
1116 lm light source



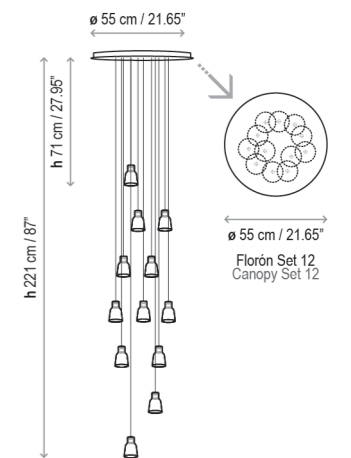
### Drip/Drop S/07L

IP-20 22,4 W LED / CRI: 90 / 2700 K  
2604 lm light source / fuente de luz

Only for North America

### Drip/Drop S/07L

DRY 22,4 W LED / CRI: 90 / 2700 K  
2604 lm light source



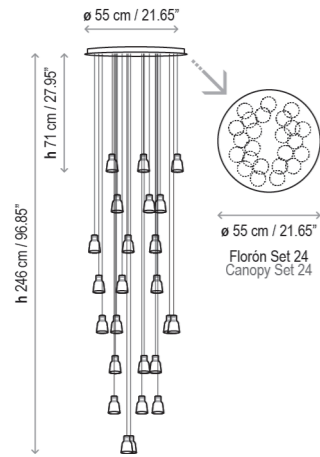
### Drip/Drop S/12L

IP-20 35,2 W LED / CRI: 90 / 2700 K  
4464 lm light source / fuente de luz

Only for North America

### Drip/Drop S/12L

DRY 35,2 W LED / CRI: 90 / 2700 K  
4464 lm light source



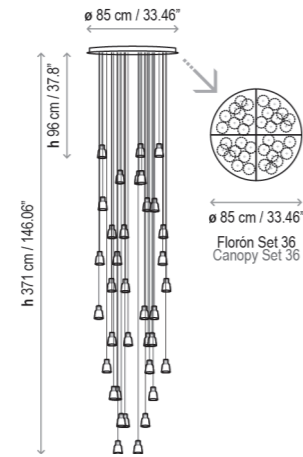
### Drip/Drop S/24L

IP-20 1-10V 76,8 W LED / CRI: 90 / 2700 K  
8928 lm light source / fuente de luz

Only for North America

### Drip/Drop S/24L

DRY 0-10V 76,8 W LED / CRI: 90 / 2700 K  
8928 lm light source



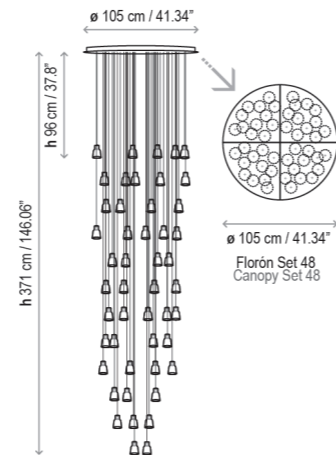
### Drip/Drop S/36L

IP-20 1-10V 115,2 W LED / CRI: 90 / 2700 K  
13392 lm light source / fuente de luz

Only for North America

### Drip/Drop S/36L

DRY 0-10V 115,2 W LED / CRI: 90 / 2700 K  
13392 lm light source



### Drip/Drop S/48L

IP-20 1-10V 153,6 W LED / CRI: 90 / 2700 K  
17856 lm light source / fuente de luz

Only for North America

### Drip/Drop S/48L

DRY 0-10V 153,6 W LED / CRI: 90 / 2700 K  
17856 lm light source

### Structure Finishes Acabados Estructura



Ebony Black  
Negro ébano

### Finishes Drip Acabados Drip



Transparent Glass  
Vidrio Transparente



Frosted Glass  
Vidrio Matizado



Green Glass  
Vidrio Verde

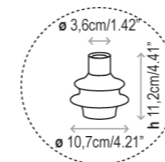


Blue Glass  
Vidrio Azul



Opal Polycarbonate  
Policarbonato Opal

### Finishes Drop Acabados Drop



Transparent Glass  
Vidrio Transparente



Frosted Glass  
Vidrio Matizado



Green Glass  
Vidrio Verde



Blue Glass  
Vidrio Azul

### Family Familia

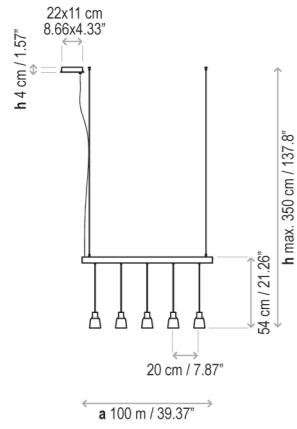
page / página

A/01	A/02	A/03	S/01	S/03	S/07	S/12	S/24	S/36	S/48	M/36	M/50	M/70	P/131
25	23	26	111	111	111	111	111	111	111	331	331	333	365

# Drip/Drop Linear

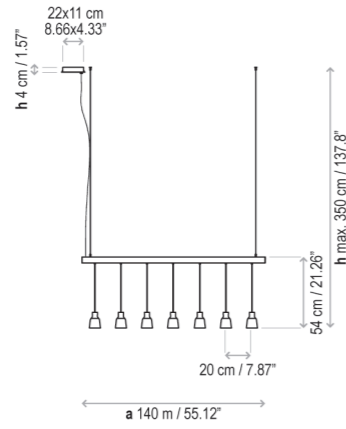
Design by  
Christophe Mathieu | 2017





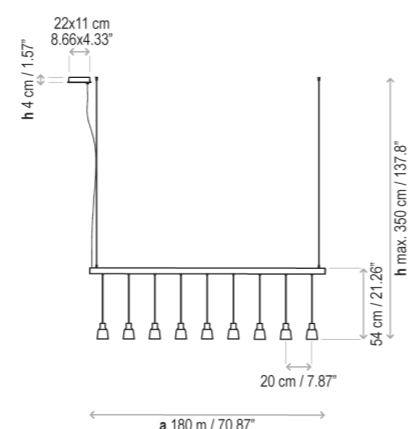
**Drip/Drop Linear S/05L**

IP 20 | 01-10V / DALI / PUSH | 16 W LED / CRI: 90 / 2700 K  
1860 lm light source / fuente de luz



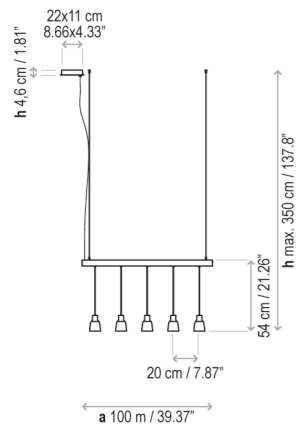
**Drip/Drop Linear S/07L**

IP 20 | 01-10V / DALI / PUSH | 22,4 W LED / CRI: 90 / 2700 K  
2604 lm light source / fuente de luz



**Drip/Drop Linear S/09L**

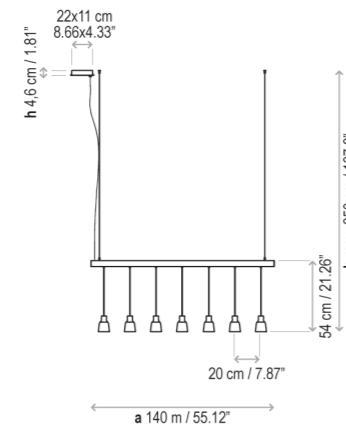
IP 20 | 01-10V / DALI / PUSH | 28,8 W LED / CRI: 90 / 2700 K  
3348 lm light source / fuente de luz



Only for North America

**Drip/Drop Linear S/05L**

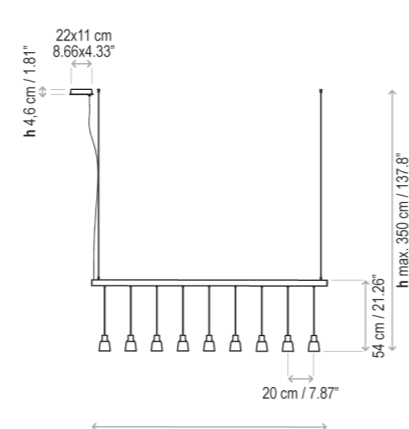
DRY | 01-10V / PUSH | 16 W LED / CRI: 90 / 2700 K  
1860 lm light source



Only for North America

**Drip/Drop Linear S/07L**

DRY | 01-10V / PUSH | 22,4 W LED / CRI: 90 / 2700 K  
2604 lm light source



Only for North America

**Drip/Drop Linear S/09L**

DRY | 01-10V / PUSH | 28,8 W LED / CRI: 90 / 2700 K  
3348 lm light source

**Structure Finishes**  
*Acabados Estructura*



**Ebony Black**  
Negro ébano


**Finishes Drip**  
*Acabados Drip*



**Transparent Glass**  
*Vidrio Transparente*



**Frosted Glass**  
*Vidrio Matizado*



**Green Glass**  
*Vidrio Verde*

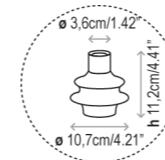


**Blue Glass**  
*Vidrio Azul*



**Opal Polycarbonate**  
*Policarbonato Opal*

**Finishes Drop**  
*Acabados Drop*



**Transparent Glass**  
*Vidrio Transparente*



**Frosted Glass**  
*Vidrio Matizado*

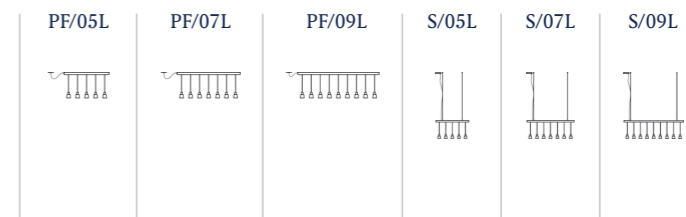


**Green Glass**  
*Vidrio Verde*



**Blue Glass**  
*Vidrio Azul*

**Family**  
*Familia*



page / página

123

124

124

278

277

278

# Elipse

*Design by*  
Alex Fernández Camps / Gonzalo Milà | 2011

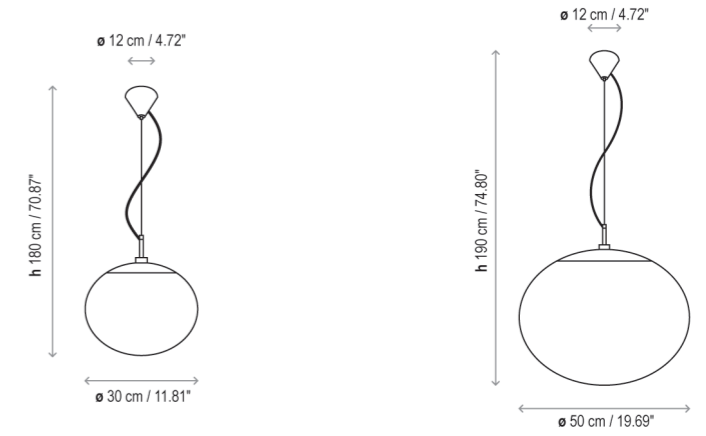






The beauty of simplicity. Its elliptical shape enriches spaces with a comfortable and generous light; either individually or by combining different sizes.

La belleza de la sencillez. Su forma elíptica enriquece los ambientes con una luz confortable y generosa a la vez; tanto de forma individual como combinando diferentes tamaños.



### Elipse S/30

IP-20 | 2 x MAX 15W LED E-27 A60

Only for North America

### Elipse S/30

DRY | 2 x 10 W E26 LED A19

### Elipse S/50


IP-20 | 2 x MAX 15W LED E-27 A60

Only for North America

### Elipse S/50

DRY | 2 x 10 W E26 LED A19

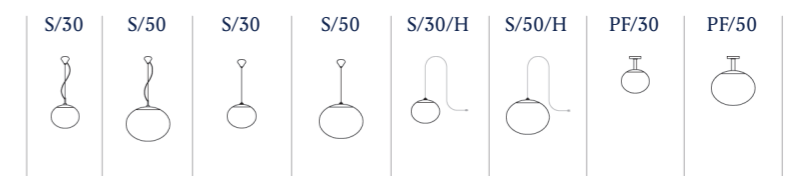
### Structure Finishes Acabados Estructura



### Finishes Acabados



### Familia Family



page / página

127 | 127  
Indoor / Interior

Outdoor Catalogue  
Outdoor / Exterior

# Folie

*Design by*  
Christophe Mathieu | 2021





*The Folie are part of a group of lights that can be fitted together or separately. Each lamp is made up of one or more lampshades depending on the model. They emit a filtered light through their ribbon shade.*

*Las Folie forman parte de un grupo de luminarias que pueden colocarse en conjunto o por separado. Cada lámpara se compone de una o varias pantallas según cual sea el modelo. Emiten una luz tamizada a través de su pantalla de cinta.*





Folie S/60

IP-20 | 3 x MAX 15 W LED E-27 A60

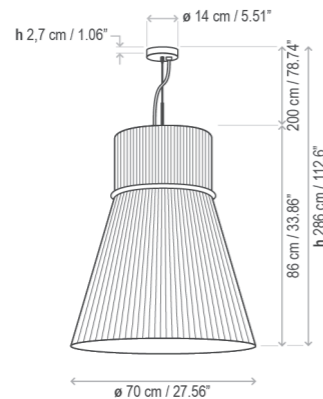
Spherical polycarbonate diffuser  
Difusor esférico de policarbonato

Only for North America

Folie S/60

DRY | 3 x MAX 16 W LED E-26 A19

Spherical polycarbonate diffuser



Folie S/70

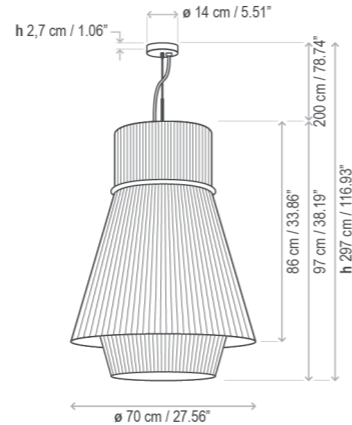
IP-20 | 5 x MAX 15 W LED E-27 A60

Flat polycarbonate diffuser  
Difusor plano de policarbonato

Folie S/70

DRY | 5 x MAX 16 W LED E-26 A19

Flat polycarbonate diffuser



Folie S/70.2

IP-20 | 5 x MAX 15 W LED E-27 A60

Flat polycarbonate diffuser  
Difusor plano de policarbonato

Folie S/70.2

DRY | 5 x MAX 16 W LED E-26 A19


Flat polycarbonate diffuser




Finishes  
Acabados




White  
Blanco



Cream  
Crema



Brown metal ring  
Aro de metal marrón



Black Canopy  
Florón Negro

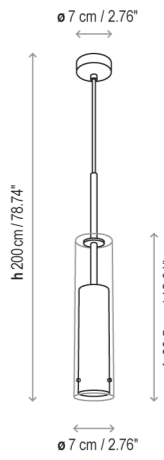
# Hardy

*Design by*  
Sergi Devesa / Òscar Devesa | 2013



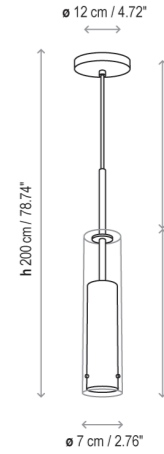
Made of borosilicate glass, Hardy provides direct, efficient and glare-free light. The two concentric cylinders make Hardy a simple and elegant pendant with wide applications in both residential and contract projects.

Realizadas en cristal de borosilicato, las Hardy aportan una luz directa, eficiente y sin deslumbramiento. Los dos cilindros concéntricos hacen de la Hardy un colgante simple y elegante con amplias aplicaciones tanto en proyectos residencial como contract.



### Hardy

IP-20 | 1 x MAX 8W LED GU10




Only for North America

### Hardy


DRY | 1 x 5 W GU10 MR16 LED

Image does not show north American canopy.


### Finishes Acabados



Chrome  
Cromo



White  
Blanco



Golden  
Dorado

# Maxi

*Design by*  
Joana Bover | 2004





S.T. OR Lighting / Israel

WE WANT TO DEFEND AND LOOK AFTER  
OUR NATURAL ENVIRONMENT.  
WE LIKE TO OFFER TIMELESS PRODUCTS,  
THAT WILL ACCOMPANY US OVER TIME,  
WITH NO FUSS.

A BALANCE BETWEEN TIME,  
DESIGN AND QUALITY.

QUEREMOS DEFENDER Y CUIDAR  
NUESTRO ENTORNO NATURAL  
NOS GUSTA OFRECER PRODUCTOS INTIMORALES,  
QUE NOS ACOMPAÑEN A LO LARGO DEL TIEMPO,  
SIN ESTRIDENCIAS.  
UN EQUILIBRIO ENTRE EL TIEMPO,  
EL DISEÑO Y LA CALIDAD.

JOANA BOVER

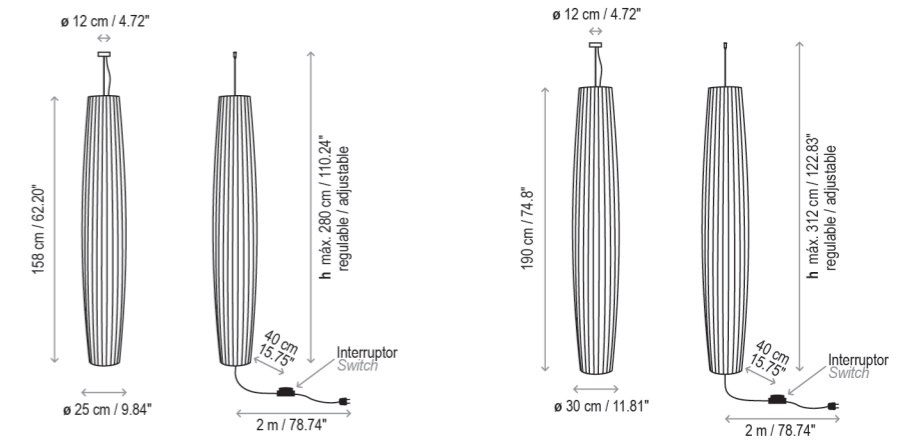


JUAN LINARES



Maxi meet our essence in one single product. Its smooth shapes, its warm light, and the different available options in which it is presented, has turned it a non-temporal product, adapting itself without shrillness over time maintaining its contemporary aspect.

Las Maxi reúnen nuestra en un solo producto. Sus formas suaves, su cálida luz y las diversas opciones con que se presenta, la han convertido en un producto intemporal, que se adapta sin estridencias al paso del tiempo conservando su acento contemporáneo.



### Maxi S/01

IP-20 | 4 x 9 W LED A60 E-27

Only for North America

### Maxi S/01

DRY | 4 x 60 W E26 A15 INC

DRY | 4 x 5 W E26 A15 LED

### Maxi S/02

IP-20 | 4 x MAX 15W LED A60 E-27


Only for North America

### Maxi S/02

DRY | 4 x 60 W E26 A15 INC

DRY | 4 x 5 W E26 A15 LED

### Structure Finishes Acabados Estructura




Satin Nickel  
Níquel Satinado

### Finishes Acabados

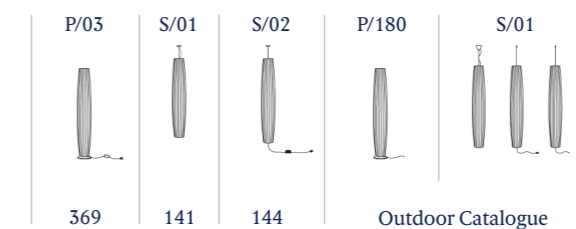


White Ribbon  
Cinta Blanca



Cream Ribbon  
Cinta Crema

### Familia Family



page / página

Indoor / Interior

Outdoor / Exterior

# Mediterrània

*Design by*  
Alex Fernández Camps | 2019

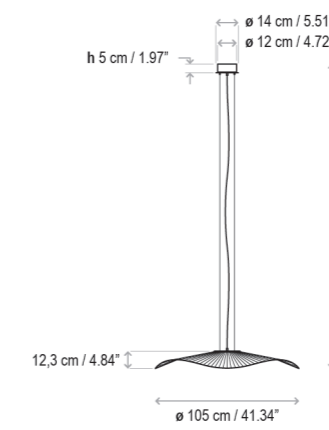




*The Mediterrània lamp is an ode to the light, the Mediterranean breeze and smell. A soft wave of ribbon that pays homage to our Mediterranean light, so heterogeneous throughout the day; that light that always combines bright flashes with very warm beams, especially in the sunrise and sunset.*

*La lámpara Mediterrània es una oda a la luz, la brisa y el olor mediterráneos. Una suave ola de cinta que homenajea nuestra luz mediterránea, tan heterogénea a lo largo del día; esa luz que siempre combina destellos brillantes con rayos muy cálidos, especialmente en los amaneceres y atardeceres.*





### Mediterrània S/105

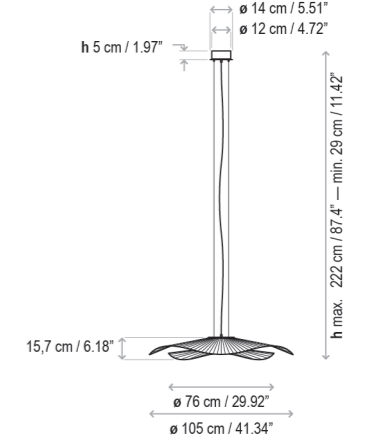
IP-20 TRIAC 17,1 W LED / CRI: 90 / 2700 K  
2064 lm light source / fuente de luz

Only for North America

### Mediterrània S/105

DRY TRIAC 17,1 W LED / CRI: 90 / 2700 K  
2064 lm light source

DRY 0-10V 17,1 W LED / CRI: 90 / 2700 K  
2064 lm light source



### Mediterrània S/105.2

IP-20 TRIAC 17,1 W LED / CRI: 90 / 2700 K  
2064 lm light source / fuente de luz

Only for North America

### Mediterrània S/105.2

DRY TRIAC 17,1 W LED / CRI: 90 / 2700 K  
2064 lm light source

DRY 0-10V 17,1 W LED / CRI: 90 / 2700 K  
2064 lm light source

### Canopy Finishes Acabados Florón




Matte White  
Blanco Mate

### Finishes Acabados



White Ribbon  
Cinta Blanca



Cream Ribbon  
Cinta Crema

### Familia Family

PF/105	S/105	S/105.2	PF/105	S/105
281	147	147	Outdoor Catalogue	

page / página

Indoor / Interior

Outdoor / Exterior

# Mei

*Design by*  
Joana Bover | 2004





Danone / Barcelona



Heather Dubbeldam Architects  
Custom product

*Mei is a pendant family composed of different shapes and lines but with a common denominator: the ribbon. They are a great solution to create pleasant environments where a warm light is required.*

**La colección Mei es una familia de lámparas de suspensión de distintas líneas y formatos, pero con un denominador común: la Cinta. Resultan una solución ideal para crear ambientes amables en los que se requiere una luz cálida.**



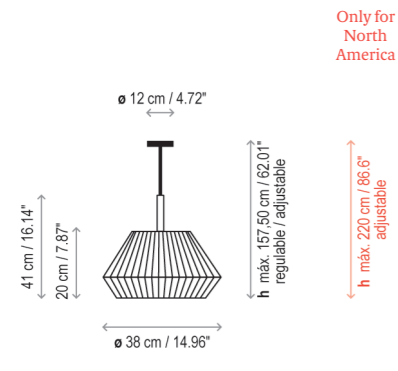
WE WORK IN A CIRCULAR MANNER  
WITH NEARBY LOCAL WORKSHOPS  
WHO KNOW THE TRADES AND PREVENT  
THE IMPACT OF TRANSPORT.

TRABAJAMOS DE FORMA CIRCULAR  
Y CERCA CON TALLERES DE PROXIMIDAD,  
QUE CONOCEN LOS OFICIOS Y NO EVITAN  
EL IMPACTO DEL TRANSPORTE.

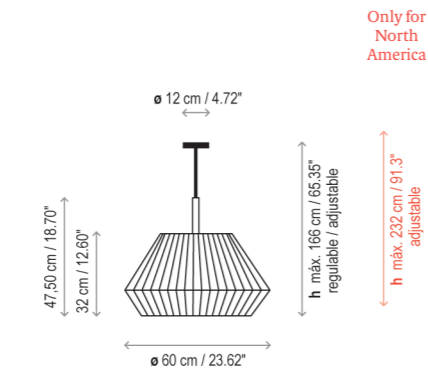
JOANA BOVER



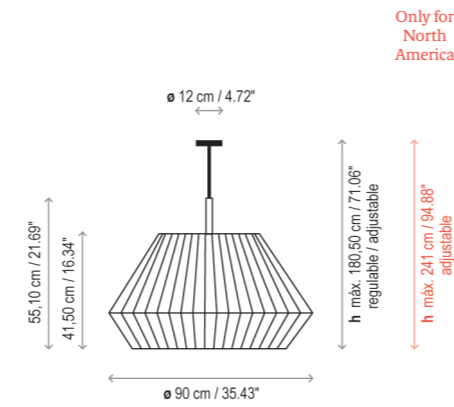
JUAN LINARES



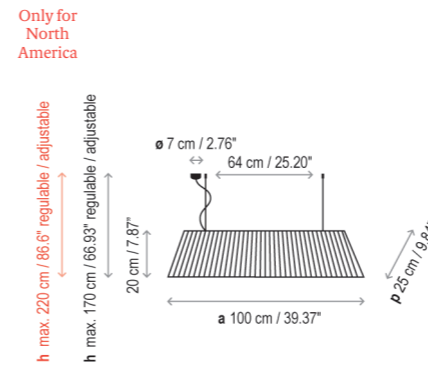
Only for North America



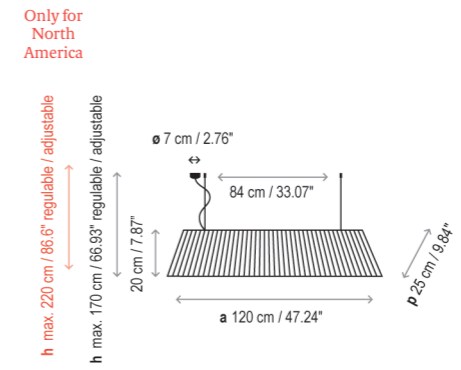
Only for North America



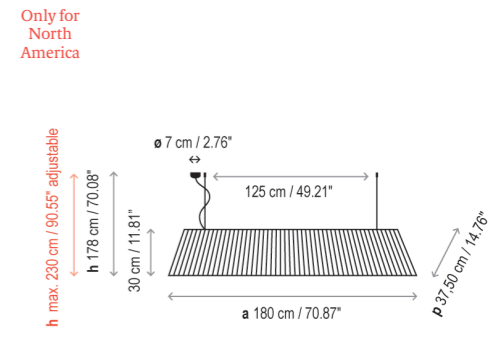
Only for North America



Only for North America



Only for North America



Only for North America

### Mei 38

IP-20 | 1 x MAX 15W LED A60 E-27

Only for North America

### Mei 60

IP-20 | 1 x MAX 15W LED A60 E-27

Only for North America

### Mei 90

IP-20 | 3 x MAX 15W LED A60 E-27

Only for North America

### Mei 100

IP-20 | 3 x MAX 9W LED P45 E-27

Only for North America

### Mei 120

IP-20 | 5 x MAX 9W LED P45 E-27

Only for North America

### Mei 180

IP-20 | 6 x MAX 9W LED P45 E-27

Only for North America

### Mei 38

- DRY | 1 x 60 W E26 A15 INC
- DRY | 1 x 5 W E26 A15 LED

### Mei 60

- DRY | 1 x 60 W E26 A15 INC
- DRY | 1 x 5 W E26 A15 LED

### Mei 90

- DRY | 3 x 100 W E26 A19 INC
- DRY | 3 x 10 W E26 A19 LED

### Mei 100

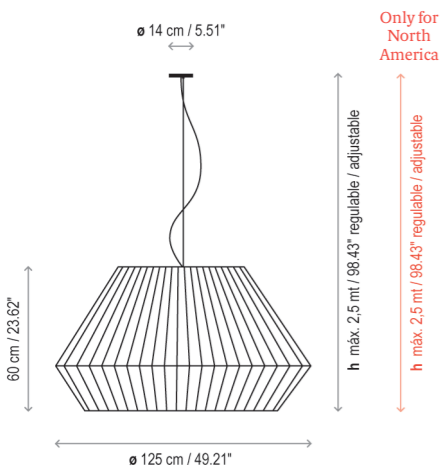
- DRY | 3 x 60 W E26 A15 INC
- DRY | 3 x 5 W E26 A15 LED

### Mei 120

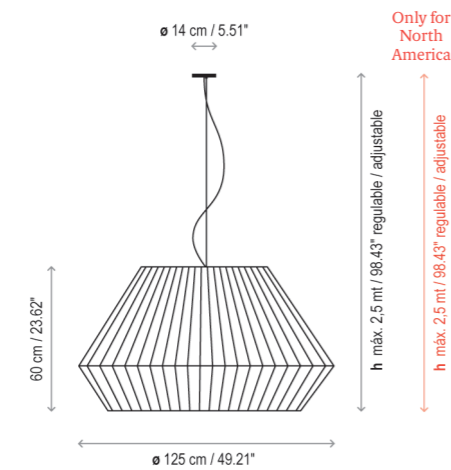
- DRY | 5 x 60 W E26 A15 INC
- DRY | 5 x 5 W E26 A15 LED

### Mei 120

- DRY | 6 x 60 W E26 A15 INC
- DRY | 6 x 5 W E26 A15 LED



Only for North America



Only for North America

### Mei 125

IP-20 | 5 x MAX 15W LED A60 E-27

Only for North America

### Mei 125

- DRY | 5 x 60 W E26 A19 INC
- DRY | 5 x 10 W E26 A19 LED

### Mei 150


IP-20 | 6 x MAX 15W LED A60 E-27

Only for North America

### Mei 150

- DRY | 6 x 100 W E26 A19 INC
- DRY | 6 x 10 W E26 A19 LED

### Structure Finishes Acabados Estructura



Satin Nickel  
Níquel Satinado

### Finishes Acabados



White Ribbon  
Cinta Blanca



Cream Ribbon  
Cinta Crema



Cotton  
Cotonet



# Mod

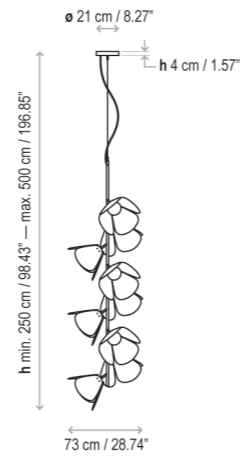
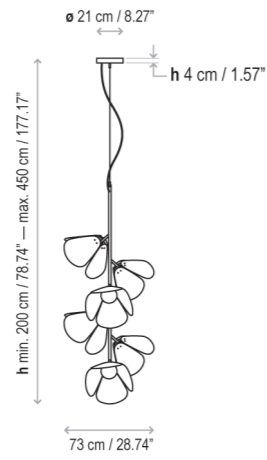
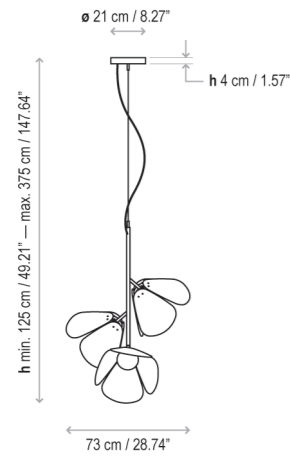
*Design by*  
Lázaro Rosa-Violán | 2019





JUAN LINARES





**Mod S/73/3L**

IP-20 TRIAC 9 W LED / CRI: 90 / 2700 K  
1035 lm light source/fuente de luz

Only for North America

**Mod S/73/3L**

DRY TRIAC 9 W LED / CRI: 90 / 2700 K  
1035 lm light source

**Mod S/73/6L**

IP-20 TRIAC 18 W LED / CRI: 90 / 2700 K  
2070 lm light source/fuente de luz

Only for North America

**Mod S/73/6L**

DRY TRIAC 18 W LED / CRI: 90 / 2700 K  
2070 lm light source


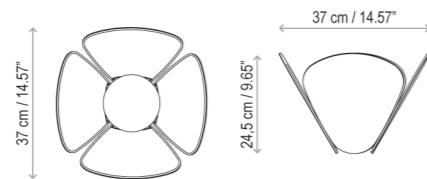
**Mod S/73/9L**

IP-20 TRIAC 27 W LED / CRI: 90 / 2700 K  
3105 lm light source/fuente de luz

Only for North America


**Mod S/73/9L**

DRY TRIAC 27 W LED / CRI: 90 / 2700 K  
3105 lm light source




Perforated Antique Brass Finish  
Acabado metal perforado latón envejecido

**Structure Finishes**  
Acabados Estructura




White Metal  
Metal Blanco




Pearl Beige  
Beige perlado

**Finishes**  
Acabados



White Metal  
Metal Blanco

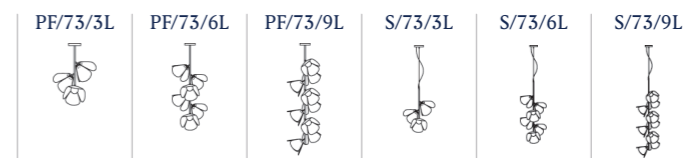


Perforated White Metal  
Metal Blanco Perforado



Perforated Antique Brass  
Latón Envejecido Perforado

**Familia**  
Family



page / página

289

285

287

164

161

163

# Mos

*Design by*  
Joana Bover | 2008



Lamps in big format, warm light, big circular shape that fill the space and become high decorative elements with high light comfort.

Lámparas de gran formato, fuentes de luz cálida, grandes formas circulares que llenan el espacio y se convierten en elementos altamente decorativos que nos aportan una iluminación confortable.



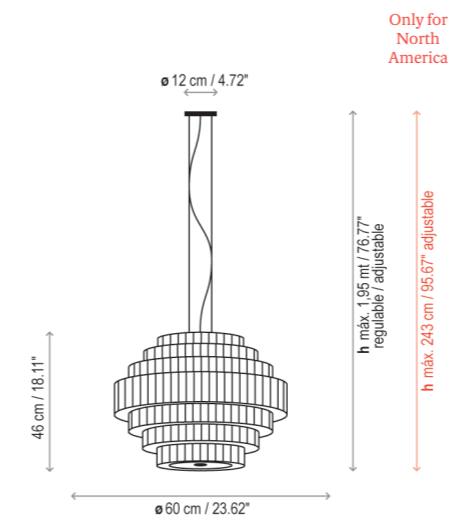
The Forest Restaurant, Almaty (Kazajistán)  
S&T Architects - Artem Trigubchak



Jaleo Restaurant Disney Springs, Orlando FL (US)  
Capella García Arquitectura - Think Food Group

Mos is a generous rhomboidal structure made of handmade ribbon shades. Its timelessness and great versatility allow it to be installed in all types of environments; both residential and commercial.

Mos es una generosa estructura romboidal compuesta por pantallas de cinta hechas a mano. Su intemporalidad y gran versatilidad permiten instalarla en todo tipo ambientes; tanto residenciales como contract.



Mos 01

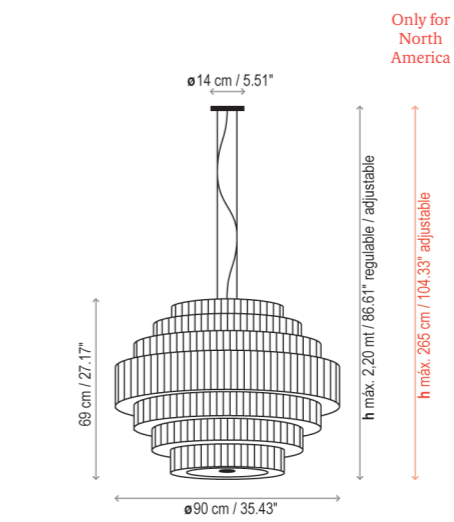
IP-20 | 3 x MAX 15W LED A60 E-27

Only for North America

Mos 01

DRY | 3 x 60 W E26 A15 INC

DRY | 3 x 5 W E26 A15 LED



Mos 02

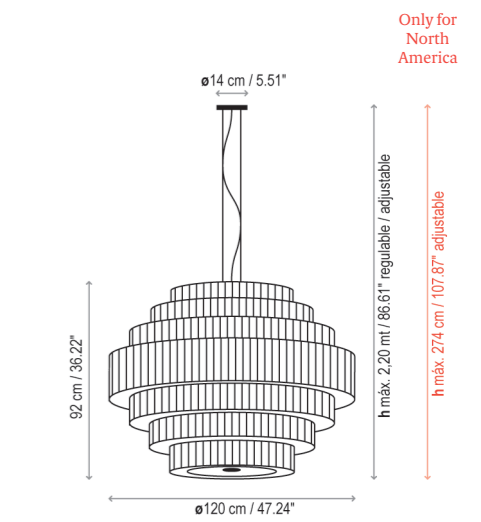
IP-20 | 5 x MAX 15W LED A60 E-27

Only for North America

Mos 02

DRY | 5 x 60 W E26 A15 INC

DRY | 5 x 5 W E26 A15 LED



Mos 03

IP-20 | 6 x MAX 15W LED A60 E-27

Only for North America

Mos 03


DRY | 6 x 60 W E26 A19 INC

DRY | 6 x 10 W E26 A19 LED



JUAN LIMARES

Structure Finishes  
Acabados Estructura




Satin Nickel  
Níquel Satinado

Finishes  
Acabados



White Ribbon  
Cinta Blanca



Cream Ribbon  
Cinta Crema

# Nans

Design by  
Joana Bover | 2021

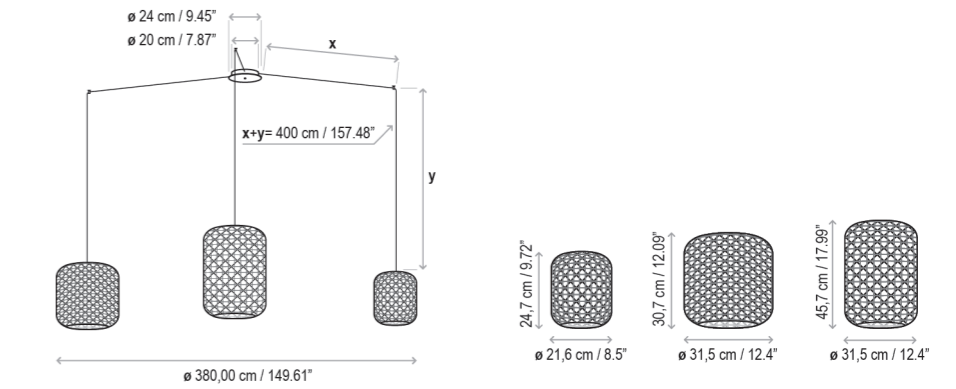




Nans is an extensive collection of luminaires that pay homage to a hidden and discreet place on the Costa Brava. With Nans we wanted to highlight the craftsmanship of the lampshades and to look for a different way of weaving by combining different colours and formats to create a true Mediterranean style.

Nans es una extensa colección de luminarias que rinden homenaje a un lugar escondido y discreto de la Costa Brava. Con las Nans, hemos querido poner de relieve el trabajo artesanal de sus pantallas, buscar un modo distinto de urdir la trama, combinarla con distintos colores y formatos dando vida a un estilo esencialmente mediterráneo.

Familia Family	S/3L	M/21/R
page / página	172	339
	Indoor / Interior	



### Nans S/3L

IP 20 TRIAC 3 x 9,5 W LED / CRI: 90 / 2700K  
3 x 1450 lm fuente de luz / light source

Only for North America

### Nans S/3L


DRY TRIAC 0-10V 3 x 9,5 W LED / CRI: 90 / 2700 K  
3 x 1450 lm light source

### Canopy finishes Acabados florón



Graphite Brown  
Marrón Grafito


### Finishes only for Nans 31 shades Acabados sólo para pantallas Nans 31



Red  
Roja




Brown  
Marrón




Beige  
Beige

### Finishes Acabados



Red  
Roja



Brown  
Marrón



Beige  
Beige

Familia Family	Portable M/41 M/41/R	Portable M/49 M/49/R	A/01	A/02	PF/16	PF/21	PF/31	PF/31.2	S/16	S/21	S/31	S/31.2	S/55	Balis S/140	S/16/H	Catenary S/16/4L	Sphere PF/60 PF/80	Sphere S/60 S/80
page / página	Outdoor Catalogue																	
	Outdoor / Exterior																	



# Nón Lá

*Design by*  
Jorge Pensi Design Studio | 2015



**BEST of year** INTERIOR DESIGN  
HONOREE 2015

*One of the most distinctive signs from Vietnam is the hat used by women in the countryside to protect themselves from the sun and the rain and as a basket to carry food. Nón Lá is the name used to describe this Vietnamese hat and it is also the name we selected for this lamp.*

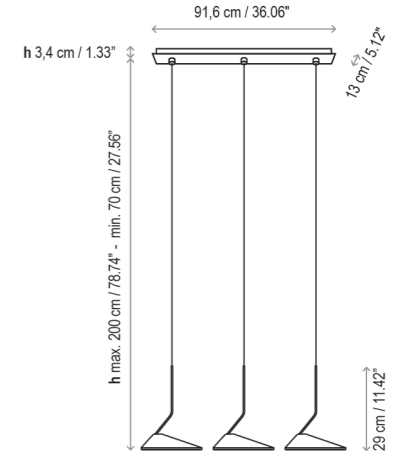
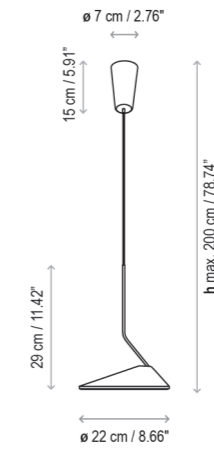
Uno de los distintivos más característicos del Vietnam son los sombreros que suelen utilizar las mujeres en los entornos rurales para protegerse del sol, la lluvia o como cesta para transportar frutas. Nón Lá es el nombre con el que se conoce este sombrero vietnamita y es el nombre que hemos decidido otorgarle a nuestra lámpara.



Not available for North American Market



Not available for North American Market



### Nón Lá S

IP-20 TRIAC 10,5 W LED / CRI: 90 / 2700 K  
1200 lm light source / fuente de luz

### Nón Lá Set 3/Rectangular


IP-20 TRIAC 31,5 W LED / CRI: 90 / 2700 K  
3600 lm light source / fuente de luz

Product not available for North American Market

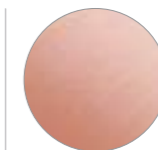
### Finishes Acabados



White Lacquer  
Lacado Blanco



Chrome  
Cromo



Satin copper  
Cobre Brillante

### Family Familia

A/01	A/03	A/04	S	Set 3 Rectangular	T	Not available for North American Market	S	Set 3 Rectangular
43	42	41	177	179	343			

page / página

# Noren

*Design by*  
Estudi Manel Molina | 2022



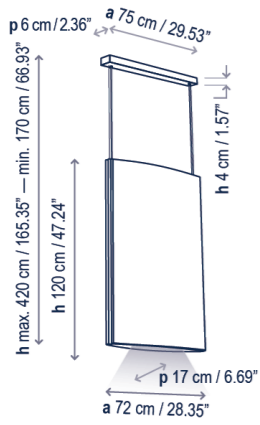


*Noren take their name from the pieces of fabric that were traditionally used as curtains in Japanese homes to divide different areas, replacing walls, doors or windows. Inspired by this Japanese tradition, Noren are decorative light structures with sound-absorbing panels which, when combined together, help to coordinate the space by integrating sound and light.*

*Las Noren toman su nombre de los trozos de tela que tradicionalmente se utilizaban en los hogares japoneses a modo de cortinas para diferenciar espacios substituyendo paredes, puertas o ventanas. Inspiradas en esta tradición japonesa, las Noren son estructuras de luz decorativas con paneles fonoabsorbentes tapizados que, combinados entre sí, ayudan a articular el espacio cuidando del sonido y la luz.*







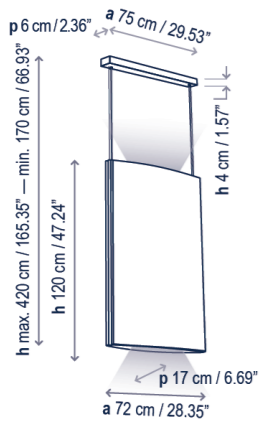
Noren S/72

IP 20 | DALI | 14,4 W LED / CRI: 95 / 3000 K  
2160 lm light source/fuente de luz

Only for North America

Noren S/72

DRY | DALI | 14,4 W LED / CRI: 95 / 3000 K  
2160 lm light source



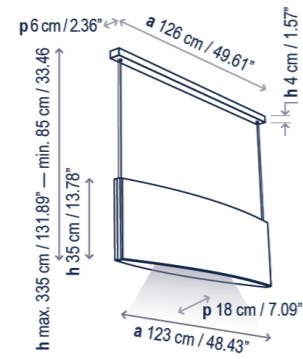
Noren S/72

IP 20 | DALI | 7 W LED / CRI: 95 / 3000 K  
1040 lm light source/fuente de luz  
14,4 W LED / CRI: 95 / 3000 K  
2160 lm light source/fuente de luz

Only for North America

Noren S/72

DRY | DALI | 7 W LED / CRI: 95 / 3000 K  
1040 lm light source  
14,4 W LED / CRI: 95 / 3000 K  
2160 lm light source

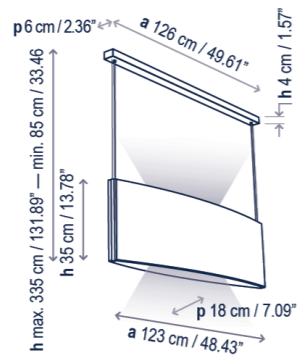


Noren S/123

IP 20 | DALI | 15,3 W LED / CRI: 95 / 3000 K  
2295 lm light source/fuente de luz

Noren S/123

DRY | DALI | 15,3 W LED / CRI: 95 / 3000 K  
2295 lm light source

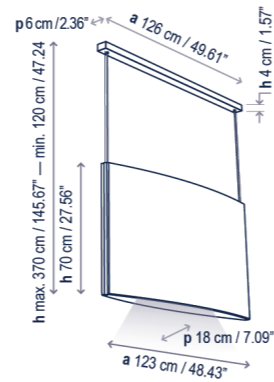


Noren S/123

IP 20 | DALI | 7 W LED / CRI: 95 / 3000 K  
1040 lm light source/fuente de luz  
15,3 W LED / CRI: 95 / 3000 K  
2295 lm light source/fuente de luz

Noren S/123

DRY | DALI | 7 W LED / CRI: 95 / 3000 K  
1040 lm light source  
15,3 W LED / CRI: 95 / 3000 K  
2295 lm light source

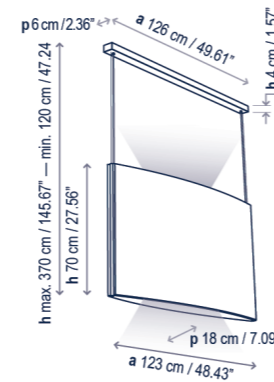


Noren S/123.2

IP 20 | DALI | 15,3 W LED / CRI: 95 / 3000 K  
2295 lm light source/fuente de luz

Noren S/123.2

DRY | DALI | 15,3 W LED / CRI: 95 / 3000 K  
2295 lm light source

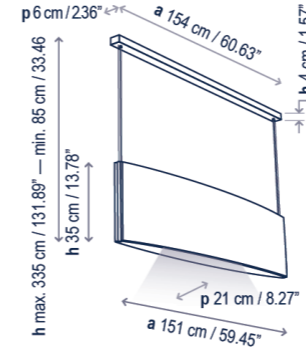


Noren S/123.2

IP 20 | DALI | 7 W LED / CRI: 95 / 3000 K  
1040 lm light source/fuente de luz  
15,3 W LED / CRI: 95 / 3000 K  
2295 lm light source/fuente de luz

Noren S/123.2

DRY | DALI | 7 W LED / CRI: 95 / 3000 K  
1040 lm light source  
15,3 W LED / CRI: 95 / 3000 K  
2295 lm light source



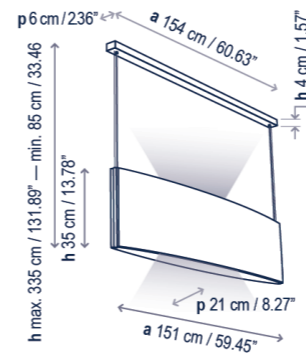
Noren S/151

IP 20 | DALI | 20,5 W LED / CRI: 95 / 3000 K / 3000 lm  
light source/fuente de luz

Only for North America

Noren S/151

DRY | DALI | 20,5 W LED / CRI: 95 / 3000 K / 3000 lm  
light source



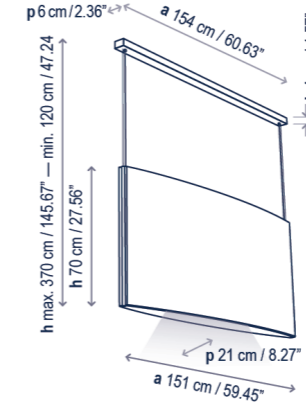
Noren S/151

IP 20 | DALI | 7 W LED / CRI: 95 / 3000 K  
1040 lm light source/fuente de luz  
20,5 W LED / CRI: 95 / 3000 K  
3000 lm light source/fuente de luz

Only for North America

Noren S/151

DRY | DALI | 7 W LED / CRI: 95 / 3000 K  
1040 lm light source  
20,5 W LED / CRI: 95 / 3000 K  
3000 lm light source

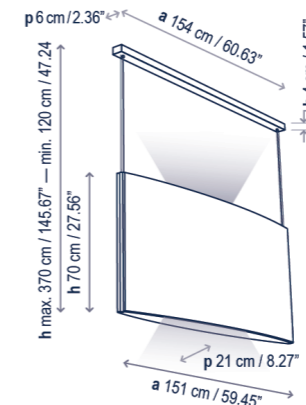


Noren S/151.2

IP 20 | DALI | 20,5 W LED / CRI: 95 / 3000 K / 3000 lm  
light source/fuente de luz

Noren S/151.2

DRY | DALI | 20,5 W LED / CRI: 95 / 3000 K / 3000 lm  
light source

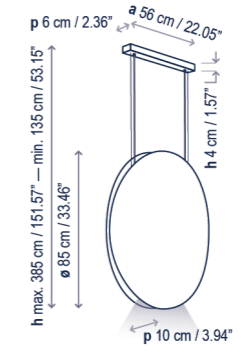


Noren S/151.2

IP 20 | DALI | 7 W LED / CRI: 95 / 3000 K  
1040 lm light source/fuente de luz  
20,5 W LED / CRI: 95 / 3000 K  
3000 lm light source/fuente de luz

Noren S/151.2

DRY | DALI | 7 W LED / CRI: 95 / 3000 K  
1040 lm light source  
20,5 W LED / CRI: 95 / 3000 K  
3000 lm light source

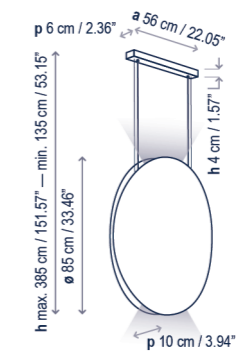


Noren S/85

IP 20 | DALI | 14,4 W LED / CRI: 95 / 3000 K / 2160 lm  
light source/fuente de luz

Noren S/85

DRY | DALI | 14,4 W LED / CRI: 95 / 3000 K / 2160 lm  
light source

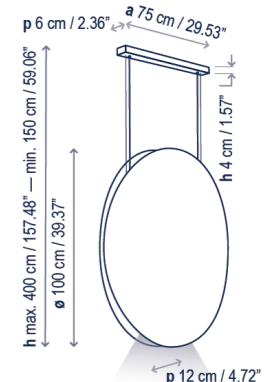


Noren S/85

IP 20 | DALI | 7 W LED / CRI: 95 / 3000 K  
1040 lm light source/fuente de luz  
14,4 W LED / CRI: 95 / 3000 K  
2160 lm light source/fuente de luz

Noren S/85

DRY | DALI | 7 W LED / CRI: 95 / 3000 K  
1040 lm light source  
14,4 W LED / CRI: 95 / 3000 K  
2160 lm light source

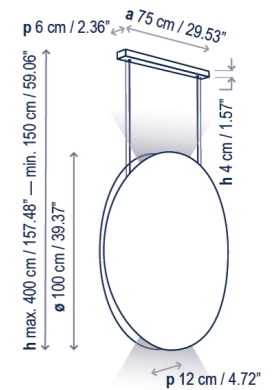


Noren S/100

IP 20 | DALI | 14,4 W LED / CRI: 95 / 3000 K / 2160 lm  
light source/fuente de luz

Noren S/100

DRY | DALI | 14,4 W LED / CRI: 95 / 3000 K / 2160 lm  
light source




Noren S/100

IP 20 | DALI | 7 W LED / CRI: 95 / 3000 K  
1040 lm light source/fuente de luz  
14,4 W LED / CRI: 95 / 3000 K  
2160 lm light source/fuente de luz


Noren S/100

DRY | DALI | 7 W LED / CRI: 95 / 3000 K  
1040 lm light source  
14,4 W LED / CRI: 95 / 3000 K  
2160 lm light source

Finishes  
Acabados



Black-Terracota  
Negro-Teja



Black-Dark Grey  
Negro-Gris oscuro



Black-Light Grey  
Negro-Gris claro

Acoustic absorption class: aw A  
Clase de absorcion acustica: aw A

Family  
Familia

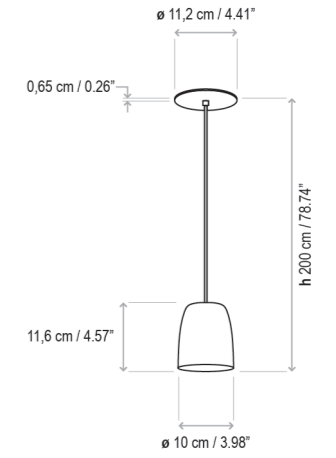
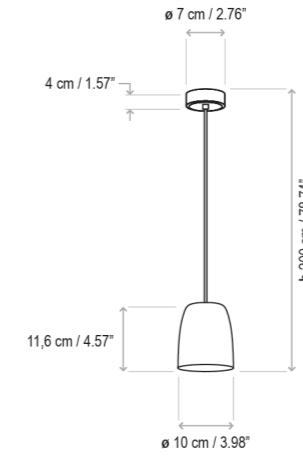
	S/72	S/123	S/123.2	S/151	S/151.2	S/85	S/100
page / página	185	184	186	184	183	183	183

# Nut

Design by  
Estudi Manel Molina | 2021







**Nut S/10 | Indoor**

IP 20 TRIAC 6,3 W LED / CRI: 90 / 2700 K  
950 lm fuente de luz / light source

Only for North America

**Nut S/10 | Indoor**

DRY TRIAC 6,3 W LED / CRI: 90 / 2700 K  
950 lm light source

**Finishes**  
*Acabados*



**Familia**  
*Family*

S/10	A/01	PF/10	B/60	B/90	B/90/2L
192	47	291	Outdoor Catalogue		
Indoor Interior	Outdoor / Exterior				

page / página

# Platet

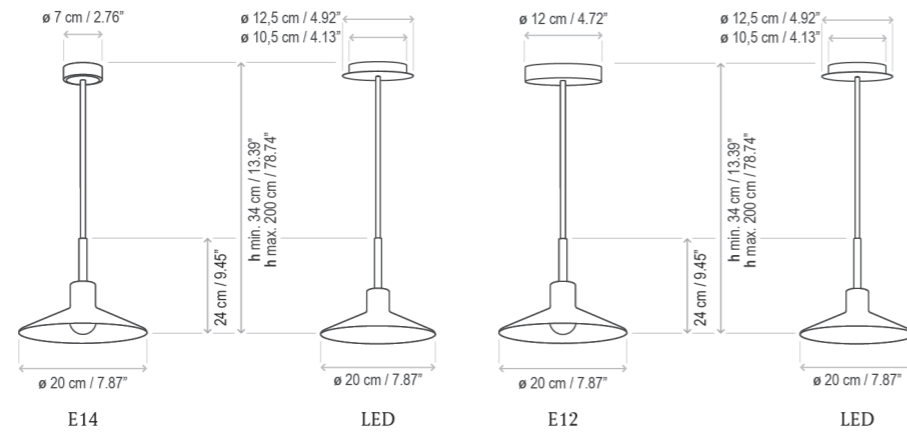
*Design by*  
Christophe Mathieu | 2020





*Platet is a luminaire that recovers the idea and structure of the classic industrial-looking wall lamps, giving it a new concept, to adapt it to current times and needs in terms of technology and design.*

**Platet es una luminaria que recupera la idea y estructura de las clásicas lámparas de pared de aspecto industrial, dándole un nuevo concepto, para adaptarla a los tiempos y necesidades actuales en cuanto a tecnología y diseño.**



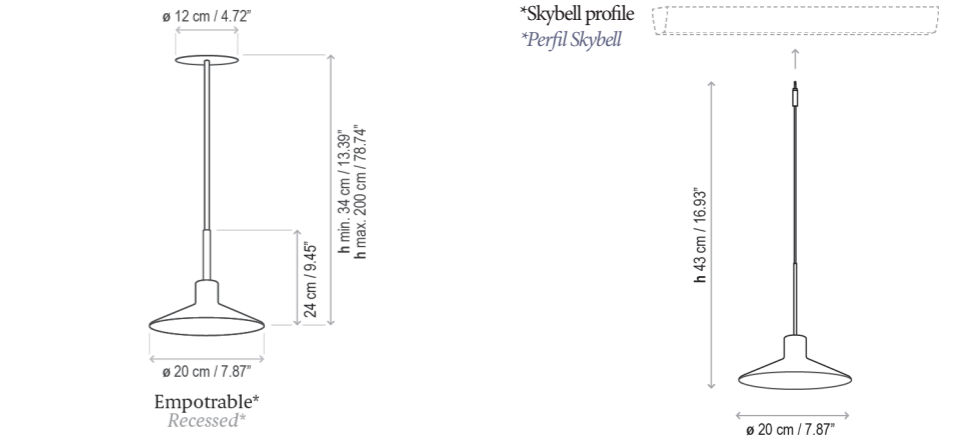
### Platet S/20

- IP20 | 1 x MAX 9W E-14 LED P45 / light source
- IP20 | TRIAC | 4,2 W LED / CRI: 90 / 2700 K 504 lm fuente de luz / light source
- IP20 | 0-10V | 4,2 W LED / CRI: 90 / 2700 K 504 lm fuente de luz / light source

Only for North America

### Platet S/20

- DRY | 1 x 5W E-12 LED A15
- DRY | 0-10V | 4,2 W LED / CRI: 90 / 2700 K 504 lm light source



Recessed / Empotrable

### Platet S/20

- IP20 | TRIAC | 4,2 W LED / CRI: 90 / 2700 K 504 lm fuente de luz / light source
- IP20 | 0-10V | 4,2 W LED / CRI: 90 / 2700 K 504 lm fuente de luz / light source

Product not available for North American market.

Bover Skybell System or 48VDC Track  
Bover Sistema Skybell o Carril 48VDC

### Platet S/20

- IP20 | 3,2 W LED / CRI: 90 / 2700K 250 lm light source / fuente de luz

Only for North America

### Platet S/20

- DRY | 3,2 W LED / CRI: 90 / 2700K 250 lm light source

### Structure Finishes Acabados Estructura



Ebony Black  
Negro ébano

### Finishes Acabados



Antique Brass  
Patiné



Terracota  
Teja



Olive grey  
Gris Oliva



Light grey  
Gris claro

### Family Familia

A/02	A/05	A/06	S/20	Skybell System Sistema Skybell	A/01
52	58	54	195	199	Outdoor Catalogue

page / página

Indoor / Interior

Outdoor  
Exterior

# Roda

*Design by*  
Joana Bover | 2022





202 | Handcrafted | *Suspensión/Pendant lamps* | Roda S/120 - Roda S/150 - Roda S/200



Roda S/150V | *Indoor* | 203



Structure Finishes  
Acabados Estructura



Graphite Brown  
Marrón Grafito

Finishes  
Acabados



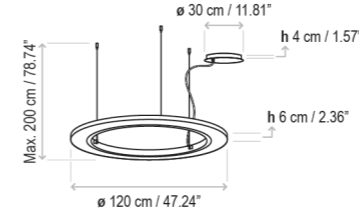
White Ribbon  
Cinta Blanca



Cream Ribbon  
Cinta Crema

Family  
Familia

	S/120	S/150	S/200	S/120/V	S/150/V	S/200/V	PF/120	PF/150	PF/200
page / página	202	202	202	201	201	204	61/299	61/299	61/299



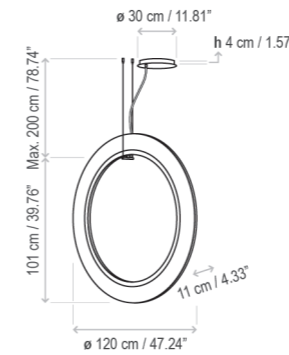
Roda S/120

IP-20 | 50,8 W LED / CRI: 90 / 2700 K  
6600 lm fuente de luz / light source

Only for North America

Roda S/120

DRY | 50,8 W LED / CRI: 90 / 2700 K  
6600 lm light source



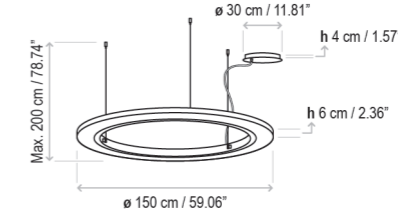
Roda S/120/V

IP-20 | 50,8 W LED / CRI: 90 / 2700 K  
6600 lm fuente de luz / light source

Only for North America

Roda S/120

DRY | 50,8 W LED / CRI: 90 / 2700 K  
6600 lm light source



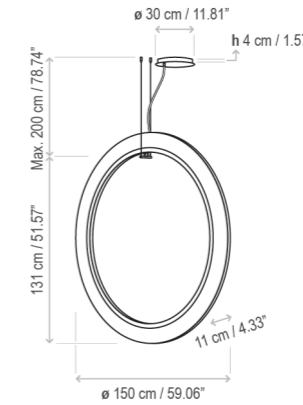
Roda S/150

IP-20 | 65,5 W LED / CRI: 90 / 2700 K  
8500 lm fuente de luz / light source

Only for North America

Roda S/150

DRY | 65,5 W LED / CRI: 90 / 2700 K  
8500 lm light source



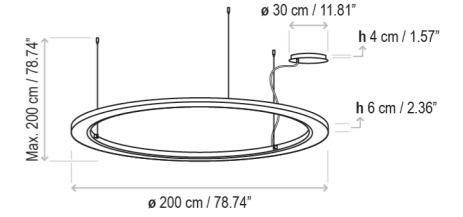
Roda S/150/V

IP-20 | 65,5 W LED / CRI: 90 / 2700 K  
8500 lm fuente de luz / light source

Only for North America

Roda S/150

DRY | 65,5 W LED / CRI: 90 / 2700 K  
8500 lm light source



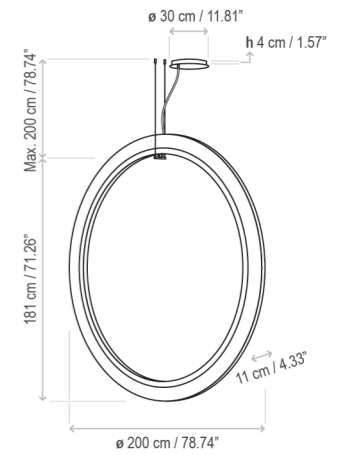
Roda S/200

IP-20 | 85,7 W LED / CRI: 90 / 2700 K  
11100 lm fuente de luz / light source

Only for North America

Roda S/200

DRY | 85,7 W LED / CRI: 90 / 2700 K  
11100 lm light source



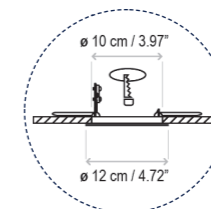
Roda S/200/V

IP-20 | 85,7 W LED / CRI: 90 / 2700 K  
11100 lm fuente de luz / light source

Only for North America

Roda S/200

DRY | 85,7 W LED / CRI: 90 / 2700 K  
11100 lm light source



This canopy is only for the remote device option  
Este florón se utiliza en la opción con equipo remoto

# Skybell

Design by  
Estudi Manel Molina | 2019



reddot network  
member since 2020



Skybell Configurator










210 | *Suspensión / Pendant lamps* | Skybell Circle S/12L/40 - S/20L/40 - Plus S/1L




Skybell Circle | Custom | 211



*Skybell is an extensive system of light structures, designed to adapt to any type of application. Their main characteristic is the image they give off, they are subtle and cheerful. They breathe a point of fantasy and freedom in their applications because they can be combined in variations, mixing their 4 sizes, until they achieve a more personal and dynamic lamp concept or they can keep all the 'bells' in the same length, achieving a more traditional image.*

**Las Skybell son un amplio sistema de estructuras de luz, pensadas para adaptarse a cualquier tipo de aplicación. Su principal característica es la imagen que desprenden, son sutiles y alegres. Respiran un punto de fantasía y de libertad en sus aplicaciones porque pueden combinarse entre ellas, mezclando sus 4 tamaños, hasta conseguir un concepto de lámpara más personal y dinámica o pueden mantener todas las Campanitas a una misma longitud consiguiendo una imagen más tradicional.**







216 | *Suspensión / Pendant lamps* | Skybell Catenary S/9L/10



Skybell Linear S/5L/20 | 217



Custom product





Skybell Catenary – Instalación en pared  
 Skybell Catenary – Wall installation



Skybell Catenary - Instalación en techo  
 Skybell Catenary - Ceiling installation



Skybell Catenary – Instalación en techo o pared  
 Skybell Catenary – Wall and ceiling installation

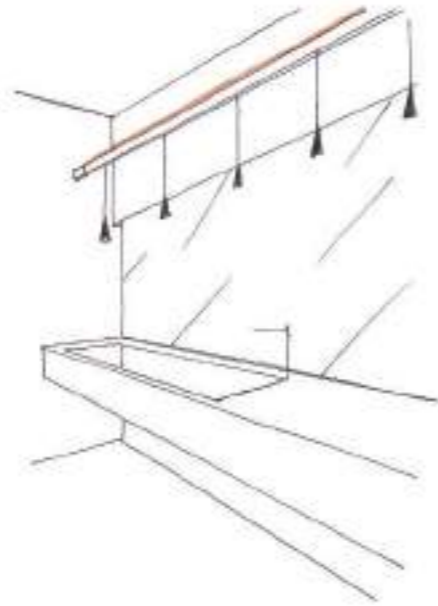
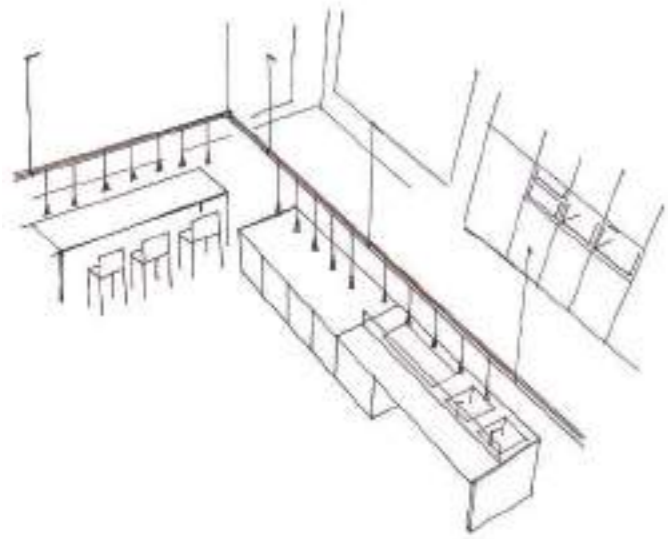
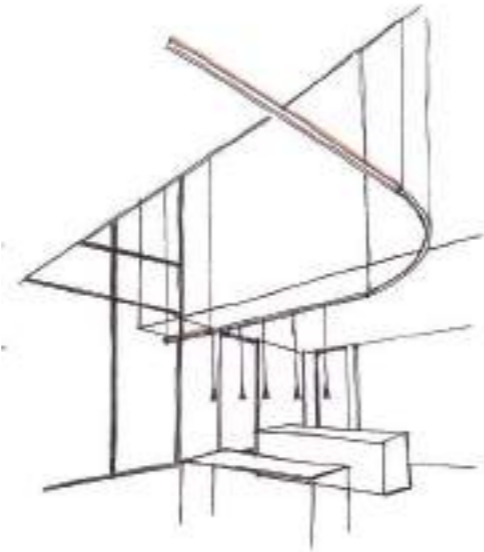
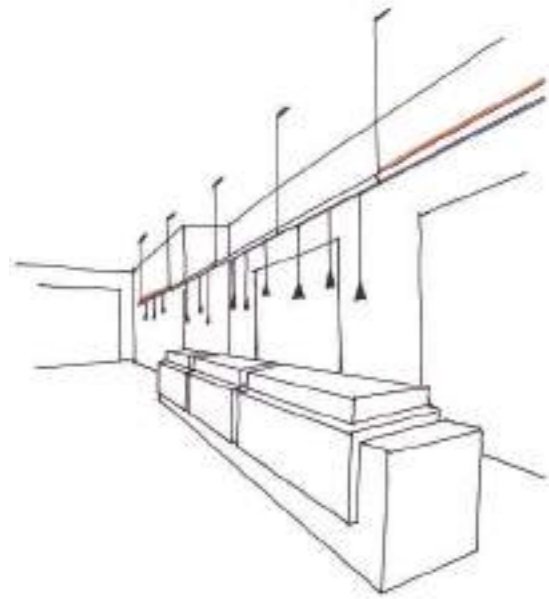


Skybell Linear - Instalación en techo  
 Skybell Linear – Ceiling Installation

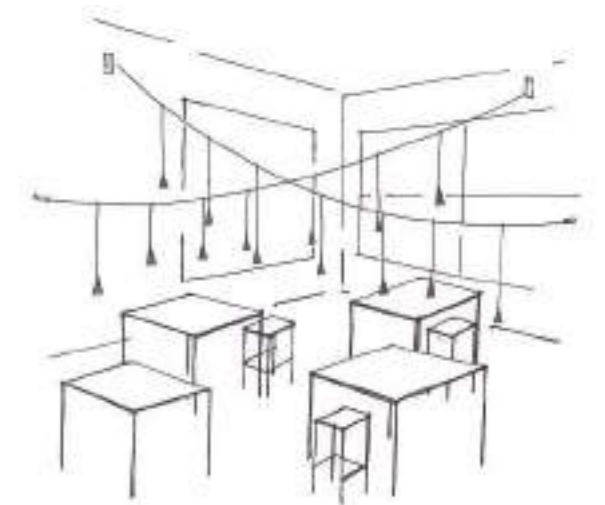

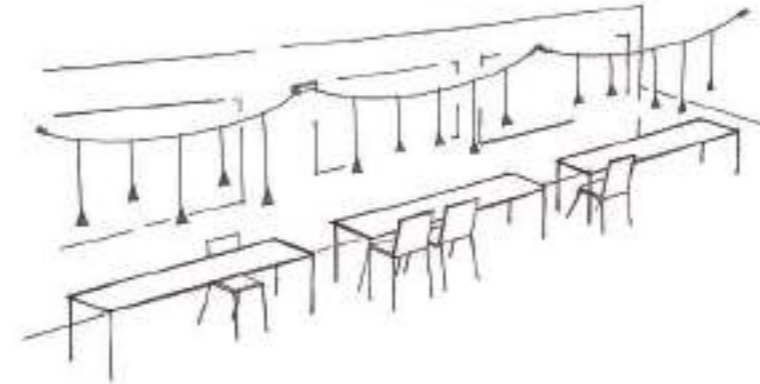


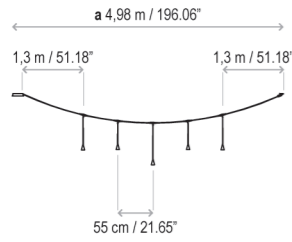


## Skybell Linear



## Skybell Catenary





Luces / Lights  
 1 x 65 cm / 25.59"  
 2 x 55 cm / 21.65"  
 2 x 45 cm / 17.72"

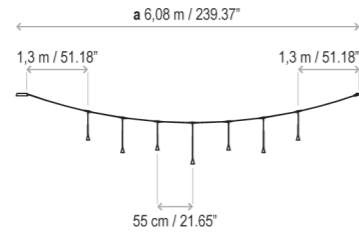
### Skybell Catenary S/5L/10

IP 20 | 0/1-10V / DALI / PUSH | 16 W LED / CRI: 90 / 2700 K  
 1860 lm light source / fuente de luz

Only for North America

### Skybell Catenary S/5L/10

DRY | 0/1-10V / PUSH | 16 W LED / CRI: 90 / 2700 K  
 1860 lm light source



Luces / Lights  
 1 x 65 cm / 25.59"  
 2 x 55 cm / 21.65"  
 4 x 45 cm / 17.72"

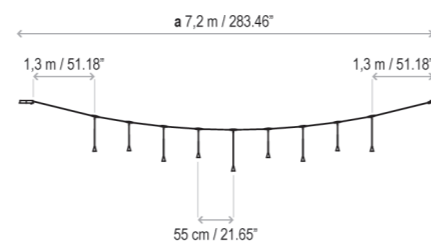
### Skybell Catenary S/7L/10

IP 20 | 0/1-10V / DALI / PUSH | 22,4 W LED / CRI: 90 / 2700 K  
 2604 lm light source / fuente de luz

Only for North America

### Skybell Catenary S/7L/10

DRY | 0/1-10V / PUSH | 22,4 W LED / CRI: 90 / 2700 K  
 2604 lm light source



Luces / Lights  
 1 x 65 cm / 25.59"  
 2 x 55 cm / 21.65"  
 4 x 45 cm / 17.72"

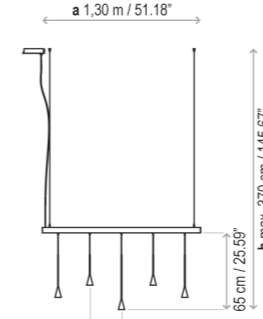
### Skybell Catenary S/9L/10

IP 20 | 0/1-10V / DALI / PUSH | 28,8 W LED / CRI: 90 / 2700 K  
 3348 lm light source / fuente de luz

Only for North America

### Skybell Catenary S/9L/10

DRY | 0/1-10V / PUSH | 28,8 W LED / CRI: 90 / 2700 K  
 3348 lm light source



Luces / Lights  
 1 x 65 cm / 25.59"  
 2 x 55 cm / 21.65"  
 2 x 45 cm / 17.72"

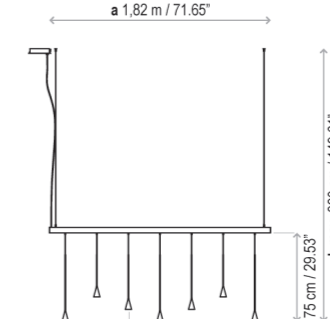
### Skybell Linear S/5L/20

IP 20 | 0/1-10V / DALI / PUSH | 16 W LED / CRI: 90 / 2700 K  
 1860 lm light source / fuente de luz

Only for North America

### Skybell Linear S/5L/20

DRY | 0/1-10V / PUSH | 16 W LED / CRI: 90 / 2700 K  
 1860 lm light source



Luces / Lights  
 3 x 75 cm / 29.53"  
 2 x 65 cm / 25.59"  
 2 x 55 cm / 21.65"

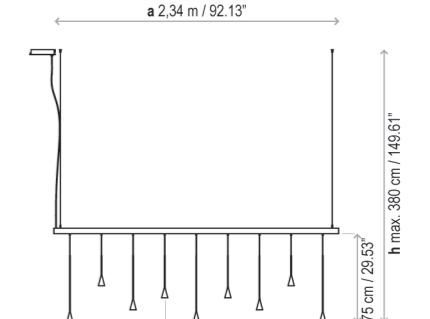
### Skybell Linear S/7L/20

IP 20 | 0/1-10V / DALI / PUSH | 22,4 W LED / CRI: 90 / 2700 K  
 2604 lm light source / fuente de luz

Only for North America

### Skybell Linear S/7L/20

DRY | 0/1-10V / PUSH | 22,4 W LED / CRI: 90 / 2700 K  
 2604 lm light source



Luces / Lights  
 3 x 75 cm / 29.53"  
 2 x 65 cm / 25.59"  
 2 x 55 cm / 21.65"  
 2 x 45 cm / 17.72"

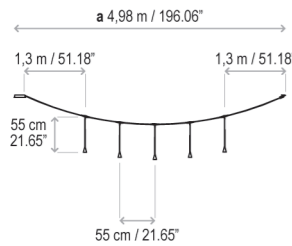
### Skybell Linear S/9L/20

IP 20 | 0/1-10V / DALI / PUSH | 28,8 W LED / CRI: 90 / 2700 K  
 3348 lm light source / fuente de luz

Only for North America

### Skybell Linear S/9L/20

DRY | 0/1-10V / PUSH | 28,8 W LED / CRI: 90 / 2700 K  
 3348 lm light source



Luces / Lights  
 5 x 55 cm / 21.65"

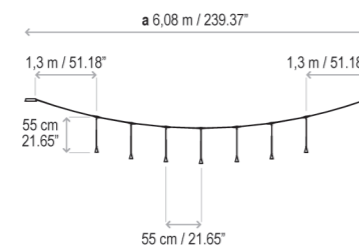
### Skybell Catenary S/5L/11

IP 20 | 0/1-10V / DALI / PUSH | 16 W LED / CRI: 90 / 2700 K  
 1860 lm light source / fuente de luz

Only for North America

### Skybell Catenary S/5L/11

DRY | 0/1-10V / PUSH | 16 W LED / CRI: 90 / 2700 K  
 1860 lm light source



Luces / Lights  
 7 x 55 cm / 21.65"

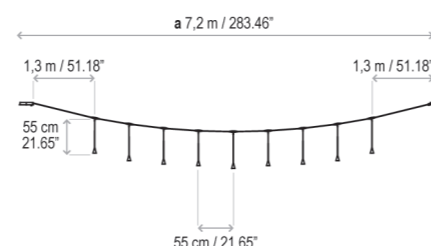
### Skybell Catenary S/7L/11

IP 20 | 0/1-10V / DALI / PUSH | 22,4 W LED / CRI: 90 / 2700 K  
 2604 lm light source / fuente de luz

Only for North America

### Skybell Catenary S/7L/11

DRY | 0/1-10V / PUSH | 22,4 W LED / CRI: 90 / 2700 K  
 2604 lm light source



Luces / Lights  
 9 x 55 cm / 21.65"

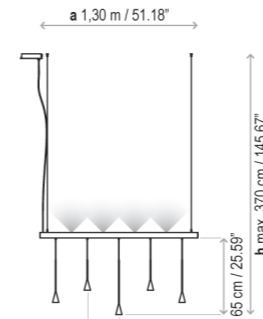
### Skybell Catenary S/9L/11

IP 20 | 0/1-10V / DALI / PUSH | 28,8 W LED / CRI: 90 / 2700 K  
 3348 lm light source / fuente de luz

Only for North America

### Skybell Catenary S/9L/11

DRY | 0/1-10V / PUSH | 28,8 W LED / CRI: 90 / 2700 K  
 3348 lm light source



Luces / Lights  
 1 x 65 cm / 25.59"  
 2 x 55 cm / 21.65"  
 2 x 45 cm / 17.72"

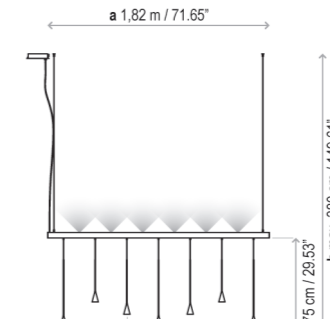
### Skybell Linear S/5L/22

IP 20 | 0/1-10V / DALI / PUSH | 13,4 W LED / CRI: 90 / 2700K  
 1440 lm fuente luz superior  
 upper light source  
 16 W LED / CRI: 90 / 2700K  
 1860 lm fuente luz inferior  
 lower light source

Only for North America

### Skybell Linear S/5L/22

DRY | 0/1-10V / PUSH | 13,4 W LED / CRI: 90 / 2700K  
 1440 lm fuente luz superior  
 upper light source  
 16 W LED / CRI: 90 / 2700K  
 1860 lm fuente luz inferior  
 lower light source



Luces / Lights  
 3 x 75 cm / 29.53"  
 2 x 65 cm / 25.59"  
 2 x 55 cm / 21.65"

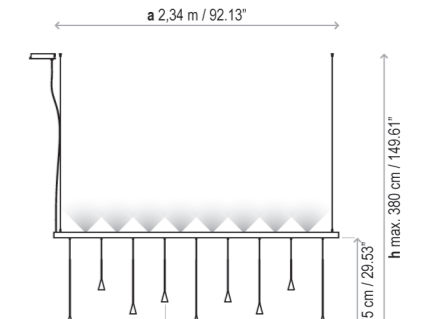
### Skybell Linear S/7L/22

IP 20 | 0/1-10V / DALI / PUSH | 20 W LED / CRI: 90 / 2700K  
 2160 lm fuente luz superior  
 upper light source  
 22,4 W LED / CRI: 90 / 2700K  
 2604 lm fuente luz inferior  
 lower light source

Only for North America

### Skybell Linear S/5L/22

DRY | 0/1-10V / PUSH | 20 W LED / CRI: 90 / 2700K  
 2160 lm fuente luz superior  
 upper light source  
 22,4 W LED / CRI: 90 / 2700K  
 2604 lm fuente luz inferior  
 lower light source



Luces / Lights  
 3 x 75 cm / 29.53"  
 2 x 65 cm / 25.59"  
 2 x 55 cm / 21.65"  
 2 x 45 cm / 17.72"

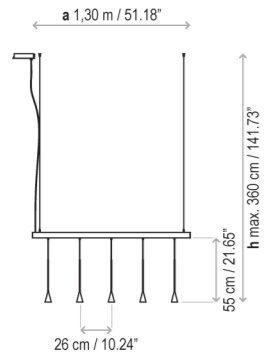
### Skybell Linear S/9L/22

IP 20 | 0/1-10V / DALI / PUSH | 26,7 W LED / CRI: 90 / 2700K  
 2880 lm fuente luz superior  
 upper light source  
 28,8 W LED / CRI: 90 / 2700K  
 3348 lm fuente luz inferior  
 lower light source

Only for North America

### Skybell Linear S/5L/22

DRY | 0/1-10V / PUSH | 26,7 W LED / CRI: 90 / 2700K  
 2880 lm fuente luz superior  
 upper light source  
 28,8 W LED / CRI: 90 / 2700K  
 3348 lm fuente luz inferior  
 lower light source



Luces / Lights  
5 x 55 cm / 21.65"


### Skybell Linear S/5L/21

IP 20 | 0/1-10V / DALI / PUSH | 16 W LED / CRI: 90 / 2700 K  
1860 lm light source/fuente de luz

Only for North America

### Skybell Linear S/5L/21

DRY | 0/1-10V / PUSH | 16 W LED / CRI: 90 / 2700 K  
1860 lm light source



Luces / Lights  
7 x 55 cm / 21.65"

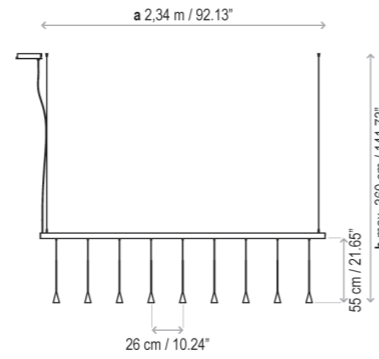
### Skybell Linear S/7L/21

IP 20 | 0/1-10V / DALI / PUSH | 22,4 W LED / CRI: 90 / 2700 K  
2604 lm light source/fuente de luz

Only for North America

### Skybell Linear S/7L/21

DRY | 0/1-10V / PUSH | 22,4 W LED / CRI: 90 / 2700 K  
2604 lm light source



Luces / Lights  
9 x 55 cm / 21.65"

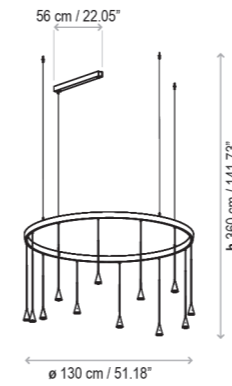
### Skybell Linear S/9L/21

IP 20 | 0/1-10V / DALI / PUSH | 28,8 W LED / CRI: 90 / 2700 K  
3348 lm light source/fuente de luz

Only for North America

### Skybell Linear S/9L/21

DRY | 0/1-10V / PUSH | 28,8 W LED / CRI: 90 / 2700 K  
3348 lm light source



Luces / Lights  
3 x 65 cm / 25.59"  
6 x 55 cm / 21.65"  
3 x 45 cm / 17.72"

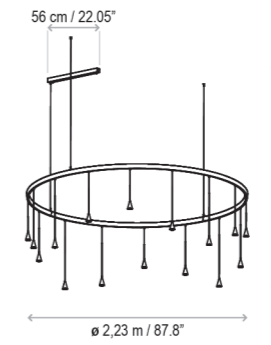
### Skybell Circle S/12L/40

IP 20 | 0/1-10V / DALI / PUSH | 38,4 W LED / CRI: 90 / 2700 K  
4464 lm light source/fuente de luz

Only for North America

### Skybell Circle S/12L/40

DRY | 0/1-10V / PUSH | 38,4 W LED / CRI: 90 / 2700 K  
4464 lm light source



Luces / Lights  
4 x 65 cm / 25.59"  
8 x 55 cm / 21.65"  
4 x 45 cm / 17.72"

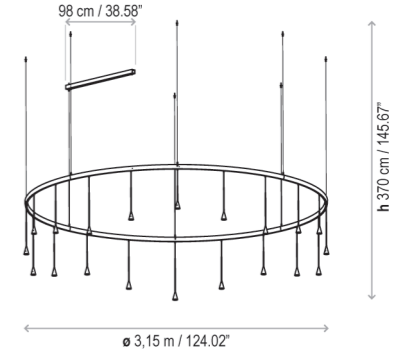
### Skybell Circle S/16L/40

IP 20 | 0/1-10V / DALI / PUSH | 51,2 W LED / CRI: 90 / 2700 K  
5952 lm light source/fuente de luz

Only for North America

### Skybell Circle S/16L/40

DRY | 0/1-10V / PUSH | 51,2 W LED / CRI: 90 / 2700 K  
5952 lm light source



Luces / Lights  
5 x 65 cm / 25.59"  
10 x 55 cm / 21.65"  
5 x 45 cm / 17.72"

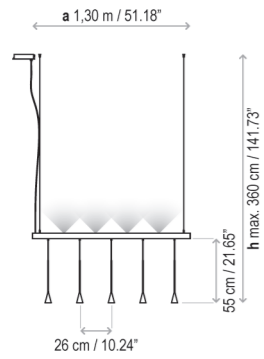
### Skybell Circle S/20L/40

IP 20 | 0/1-10V / DALI / PUSH | 64 W LED / CRI: 90 / 2700 K  
7440 lm light source/fuente de luz

Only for North America

### Skybell Circle S/20L/40

DRY | 0/1-10V / PUSH | 64 W LED / CRI: 90 / 2700 K  
7440 lm light source



Luces / Lights  
5 x 55 cm / 21.65"

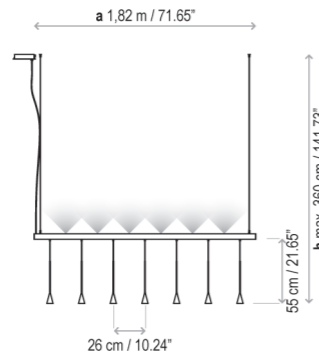
### Skybell Linear S/5L/23

IP 20 | 0/1-10V / DALI / PUSH | 13,4 W LED / CRI: 90 / 2700K  
1440 lm fuente luz superior upper light source  
16 W LED / CRI: 90 / 2700K  
1860 lm fuente luz inferior lower light source

Only for North America

### Skybell Linear S/5L/23

DRY | 0/1-10V / PUSH | 13,4 W LED / CRI: 90 / 2700K  
1440 lm fuente luz superior upper light source  
16 W LED / CRI: 90 / 2700K  
1860 lm fuente luz inferior lower light source



Luces / Lights  
7 x 55 cm / 21.65"

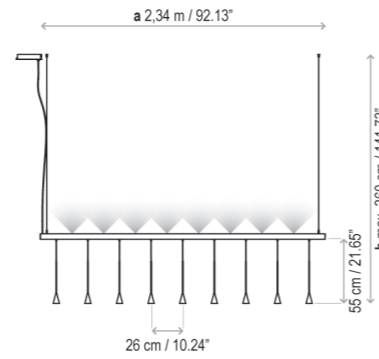
### Skybell Linear S/7L/23

IP 20 | 0/1-10V / DALI / PUSH | 20 W LED / CRI: 90 / 2700K  
2160 lm fuente luz superior upper light source  
22,4 W LED / CRI: 90 / 2700K  
2604 lm fuente luz inferior lower light source

Only for North America

### Skybell Linear S/7L/23

DRY | 0/1-10V / PUSH | 20 W LED / CRI: 90 / 2700K  
2160 lm fuente luz superior upper light source  
22,4 W LED / CRI: 90 / 2700K  
2604 lm fuente luz inferior lower light source



Luces / Lights  
9 x 55 cm / 21.65"

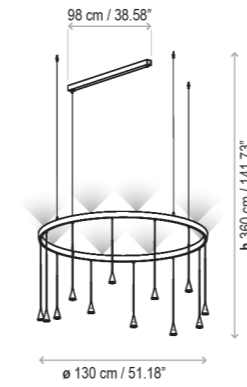
### Skybell Linear S/9L/23

IP 20 | 0/1-10V / DALI / PUSH | 26,7 W LED / CRI: 90 / 2700K  
2880 lm fuente luz superior upper light source  
28,8 W LED / CRI: 90 / 2700K  
3348 lm fuente luz inferior lower light source

Only for North America

### Skybell Linear S/9L/23

DRY | 0/1-10V / PUSH | 26,7 W LED / CRI: 90 / 2700K  
2880 lm fuente luz superior upper light source  
28,8 W LED / CRI: 90 / 2700K  
3348 lm fuente luz inferior lower light source



Luces / Lights  
3 x 65 cm / 25.59"  
6 x 55 cm / 21.65"  
3 x 45 cm / 17.72"

### Skybell Circle S/12L/42

IP 20 | 0/1-10V / DALI / PUSH | 26,7 W LED / CRI: 90 / 2700K  
2880 lm fuente luz superior upper light source  
38,4 W LED / CRI: 90 / 2700K  
4464 lm fuente luz inferior lower light source

Only for North America

### Skybell Circle S/12L/42

DRY | 0/1-10V / PUSH | 26,7 W LED / CRI: 90 / 2700K  
2880 lm fuente luz superior upper light source  
38,4 W LED / CRI: 90 / 2700K  
4464 lm fuente luz inferior lower light source



Luces / Lights  
4 x 65 cm / 25.59"  
8 x 55 cm / 21.65"  
4 x 45 cm / 17.72"

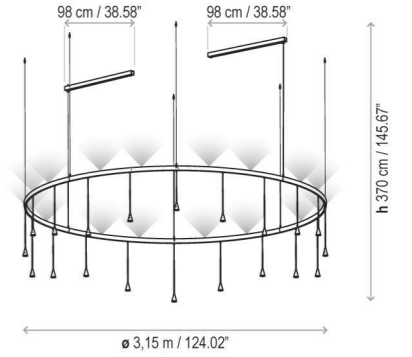
### Skybell Circle S/16L/42

IP 20 | 0/1-10V / DALI / PUSH | 40,1 W LED / CRI: 90 / 2700K  
4320 lm fuente luz superior upper light source  
51,2 W LED / CRI: 90 / 2700K  
5952 lm fuente luz inferior lower light source

Only for North America

### Skybell Circle S/16L/42

DRY | 0/1-10V / PUSH | 40,1 W LED / CRI: 90 / 2700K  
4320 lm fuente luz superior upper light source  
51,2 W LED / CRI: 90 / 2700K  
5952 lm fuente luz inferior lower light source



Luces / Lights  
5 x 65 cm / 25.59"  
10 x 55 cm / 21.65"  
5 x 45 cm / 17.72"

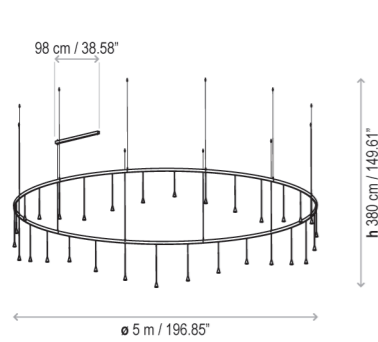
### Skybell Circle S/20L/42

IP 20 | 0/1-10V / DALI / PUSH | 53,4 W LED / CRI: 90 / 2700K  
5760 lm fuente luz superior upper light source  
64 W LED / CRI: 90 / 2700K  
7440 lm fuente luz inferior lower light source

Only for North America

### Skybell Circle S/20L/42

DRY | 0/1-10V / PUSH | 53,4 W LED / CRI: 90 / 2700K  
5760 lm fuente luz superior upper light source  
64 W LED / CRI: 90 / 2700K  
7440 lm fuente luz inferior lower light source



Luces / Lights  
 5 x 75 cm / 29.53"  
 10 x 65 cm / 25.59"  
 10 x 55 cm / 21.65"  
 5 x 45 cm / 17.72"

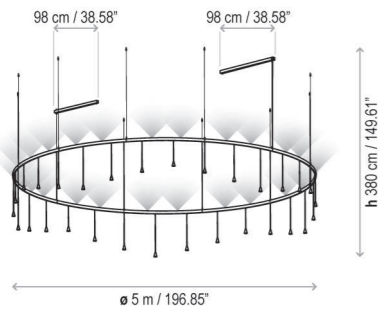
### Skybell Circle S/30L/40

IP 20 | 0/1-10V / DALI / PUSH | 96 W LED / CRI: 90 / 2700 K  
 11160 lm light source / fuente de luz

Only for North America

### Skybell Circle S/12L/40

DRY | 0/1-10V / PUSH | 96 W LED / CRI: 90 / 2700 K  
 11160 lm light source



Luces / Lights  
 5 x 75 cm / 29.53"  
 10 x 65 cm / 25.59"  
 10 x 55 cm / 21.65"  
 5 x 45 cm / 17.72"

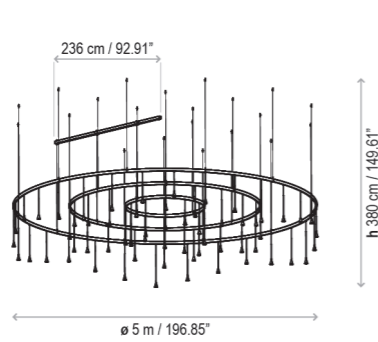
### Skybell Circle S/30L/42

IP 20 | 0/1-10V / DALI / PUSH | 80,2 W LED / CRI: 90 / 2700 K  
 8640 lm fuente luz superior upper light source  
 96 W LED / CRI: 90 / 2700 K  
 11160 lm fuente luz inferior lower light source

Only for North America

### Skybell Circle S/12L/42

DRY | 0/1-10V / PUSH | 26,7 W LED / CRI: 90 / 2700 K  
 2880 lm fuente luz superior upper light source  
 28,8 W LED / CRI: 90 / 2700 K  
 3348 lm fuente luz inferior lower light source



Luces / Lights  
 7 x 75 cm / 29.53"  
 19 x 65 cm / 25.59"  
 24 x 55 cm / 21.65"  
 12 x 45 cm / 17.72"

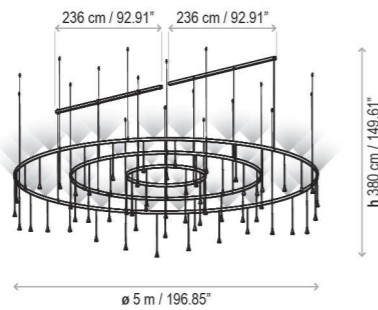
### Skybell Circle S/62L/40

IP 20 | 0/1-10V / DALI / PUSH | 198,4 W LED / CRI: 90 / 2700 K  
 23064 lm light source / fuente de luz

Only for North America

### Skybell Circle S/16L/40

DRY | 0/1-10V / PUSH | 198,4 W LED / CRI: 90 / 2700 K  
 23064 lm light source



Luces / Lights  
 7 x 75 cm / 29.53"  
 19 x 65 cm / 25.59"  
 24 x 55 cm / 21.65"  
 12 x 45 cm / 17.72"

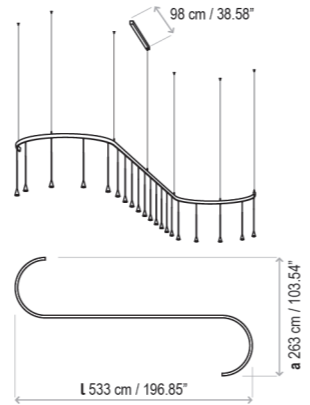
### Skybell Circle S/62L/42

IP 20 | 0/1-10V / DALI / PUSH | 160,3 W LED / CRI: 90 / 2700 K  
 17280 lm fuente luz superior upper light source  
 198,4 W LED / CRI: 90 / 2700 K  
 23064 lm fuente luz inferior lower light source

Only for North America

### Skybell Circle S/16L/42

DRY | 0/1-10V / PUSH | 40,1 W LED / CRI: 90 / 2700 K  
 4320 lm fuente luz superior upper light source  
 51,2 W LED / CRI: 90 / 2700 K  
 5952 lm fuente luz inferior lower light source



Luces / Lights  
 20 x 65 cm / 25.59"

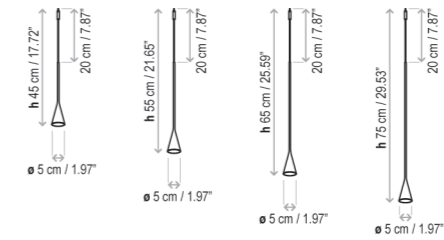
### Skybell Modular S/20L/40

IP 20 | 0/1-10V / DALI / PUSH | 64 W LED / CRI: 90 / 2700 K  
 7440 lm light source / fuente de luz

Only for North America

### Skybell Modular S/20L/40

DRY | 0/1-10V / PUSH | 64 W LED / CRI: 90 / 2700 K  
 7440 lm light source



## Finishes Acabados



Ebony Black  
Negro ébano

### Skybell Catenary

Familia Family	S/5L/10	S/5L/11	S/7L/10	S/7L/11	S/9L/10	S/9L/11
page / página	226	226	226	226	216	226

### Skybell Linear

Familia Family	S/5L/20 S/5L/22	S/7L/20 S/7L/22	S/9L/20 S/9L/22	S/5L/21 S/5L/23	S/7L/21 S/7L/23	S/9L/21 S/9L/23
page / página	217	215	227	228	228	228

### Skybell Circle

Familia Family	S/12L/40 S/12L/42	S/16L/40 S/16L/42	S/20L/40 S/20L/42	S/30L/40 S/30L/42	S/62L/40 S/62L/42
page / página	208	229	210	230	207

# Skybell Plus

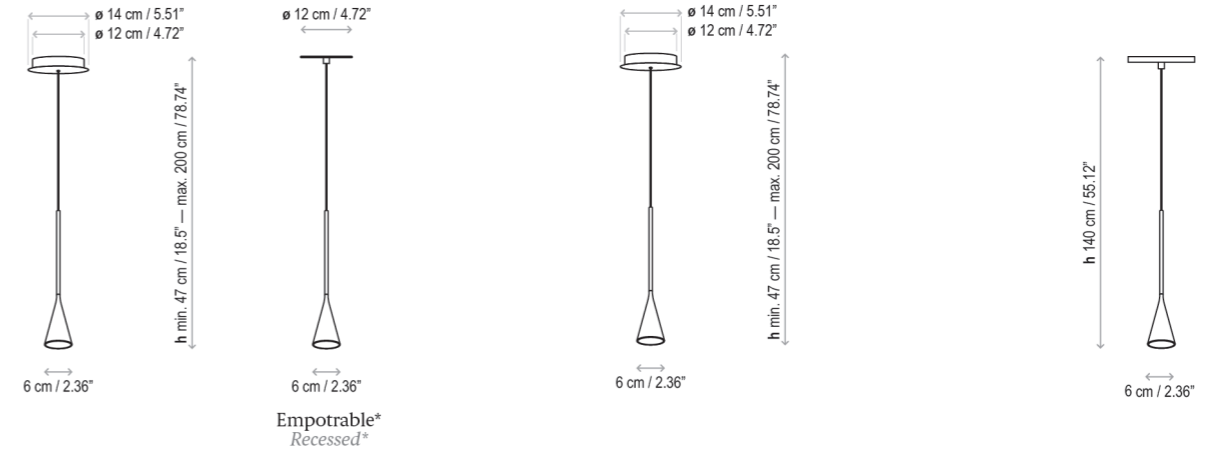
*Design by*  
Estudi Manel Molina | 2019





Quedarse con lo esencial,  
resumen breve y fundamental.  
Reducción a lo indispensable.  
Así se podría definir esta  
lámpara. Un ejercicio de diseño  
sintético y preciso, dónde la  
función determina la forma con  
un resultado elegante y discreto.

Maintain the essential, short  
synthesis and fundamental.  
Reduction to the essential. This  
is how it could be defined this  
lamp. An example of synthetic  
and accurate design, where  
the function defines the shape  
with an elegant and discreet  
result.



### Skybell Plus S/1L

IP20 4.2 W LED / CRI: 93 / 2700 K  
500 lm light source/fuente de luz

IP20 4.2 W LED / CRI: 93 / 2700 K  
500 lm light source/fuente de luz

#### Recessed / Empotrable

IP20 4.2 W LED / CRI: 93 / 2700 K  
500 lm light source/fuente de luz

IP20 4.2 W LED / CRI: 93 / 2700 K  
500 lm light source/fuente de luz

IP20 4.2 W LED / CRI: 93 / 2700 K  
500 lm light source/fuente de luz

#### Only for North America

### Skybell Plus S/1L

DRY 4.2 W LED / CRI: 93 / 2700 K  
500 lm light source

DRY 4.2 W LED / CRI: 93 / 2700 K  
500 lm light source

#### Carril 48VDC / 48VDC Track

### Skybell Plus S/1L

IP20 6 W LED / CRI: 90 / 2700 K  
750 lm light source/fuente de luz

IP20 6 W LED / CRI: 90 / 2700 K  
750 lm light source/fuente de luz

IP20 6 W LED / CRI: 90 / 2700 K  
750 lm light source/fuente de luz

Product not available for North American Market

### Finishes Acabados



Ebony Black  
Negro ébano

### Family Familia

A/01 S/1L S/1L  
Track/Carril



page / página

65 233 220

# Slend

*Design by*  
Christophe Mathieu | 2014

INTERIOR  
DESIGN  
**BEST  
OF  
YEAR HONOREE  
2014**





Somni Restaurant, L.A  
Design: Juli Capella, Miquel Garcia - Capella Garcia Arquitectura  
Client: Think Food Group - José Andrés / Chef Aitor Zabala  
Photographs: Jill Paider





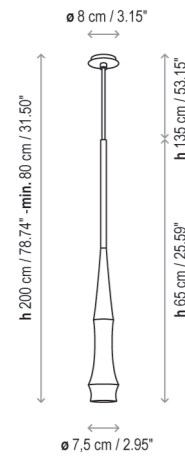


House X, Singapore  
Photographer - BetonBrut

*Slend dresses the space with different slender and subtle forms which allow us to make a great variety of combinations. Its direct light with a 100° opening makes Slend an excellent choice for spaces and objects that we want to highlight (restaurant tables, shop counters, stairwells, etc.)*

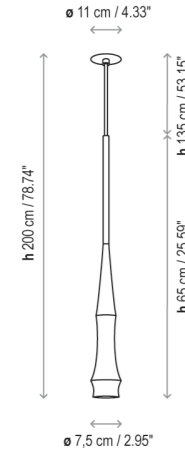
*Slend viste el espacio con distintas formas esbeltas y sutiles, que nos permitan realizar gran variedad de combinaciones. La luz directa con una apertura de 100° hace de Slend una elección excelente para espacios y objetos que queremos resaltar (mesas de restaurante, mostradores de tiendas, huecos de escalera, etc.)*





**Slend 01**

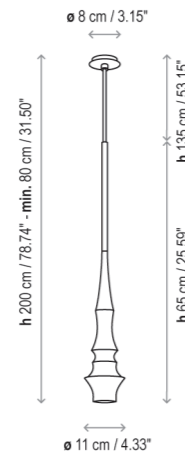
IP-20 | 1 x MAX 8W LED GU10 LED



Only for North America

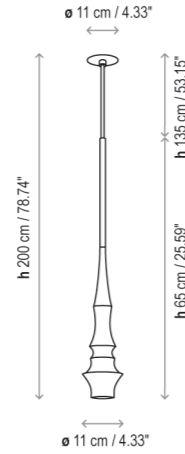
**Slend 01**

DRY | 1 x 5 W GU10 MR16 LED



**Slend 02**

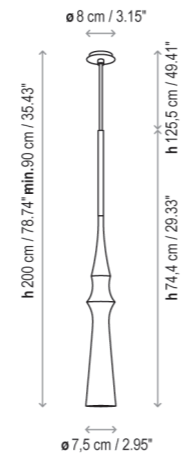
IP-20 | 1 x MAX 8W LED GU10 LED



Only for North America

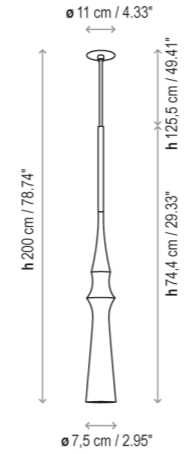
**Slend 02**

DRY | 1 x 5 W GU10 MR16 LED



**Slend 03**

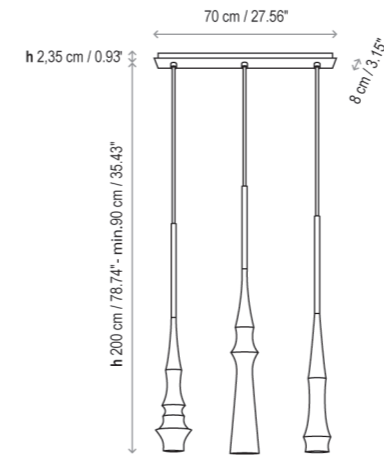
IP-20 | 1 x MAX 8W LED GU10 LED



Only for North America

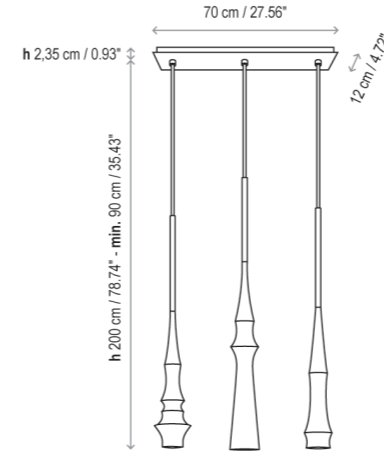
**Slend 03**

DRY | 1 x 5 W GU10 MR16 LED



**Slend Set 3/Rectangular**

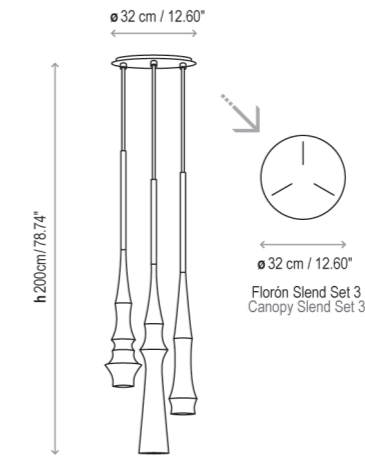
IP-20 | 3 x MAX 8W LED GU10 LED



Only for North America

**Slend Set 3/Rectangular**

DRY | 3 x 5 W GU10 MR16 LED



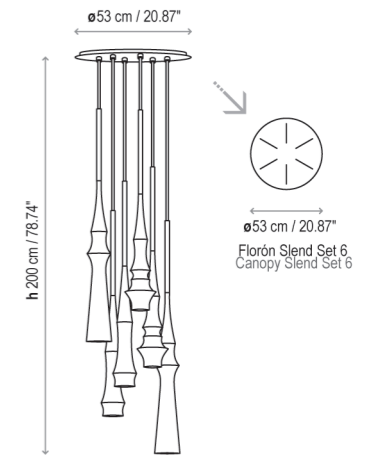
**Slend Set 3/Circular**

IP-20 | 3 x MAX 8W LED GU10 LED

Only for North America

**Slend Set 3/Circular**

DRY | 3 x 5 W GU10 MR16 LED



**Slend Set 6**

IP-20 | 6 x MAX 8W LED GU10 LED

Only for North America

**Slend Set 6**

DRY | 6 x 5 W GU10 MR16 LED

**Finishes**  
Acabados



Matte white  
Blanco Mate



Matte black  
Negro Mate

# Soft

*Design by*  
Danos Salgados | 2022





*Soft light fixtures are light and colourist, with a fresh appearance that projects a clear, direct lower light shaded by a polycarbonate diffuser.*

*Made in silicone, the print on their shade is a reminder of classic wine glasses made of Bohemian glass.*

*Soft lights adapt to all preferences and both indoor and outdoor spaces. They can easily be disassembled for cleaning.*

*Las Soft son ligeras y coloristas, con un aspecto fresh que proyectan una luz inferior clara y directa, matizada por un difusor de policarbonato.*

*Realizadas en silicona, el grabado de su pantalla nos recuerda al de las clásicas copas de cristal de Bohemia.*

*Las Soft son lámparas adaptables a todos los gustos y espacios Indoor y Outdoor. Son fácilmente desmontables para su lavado.*





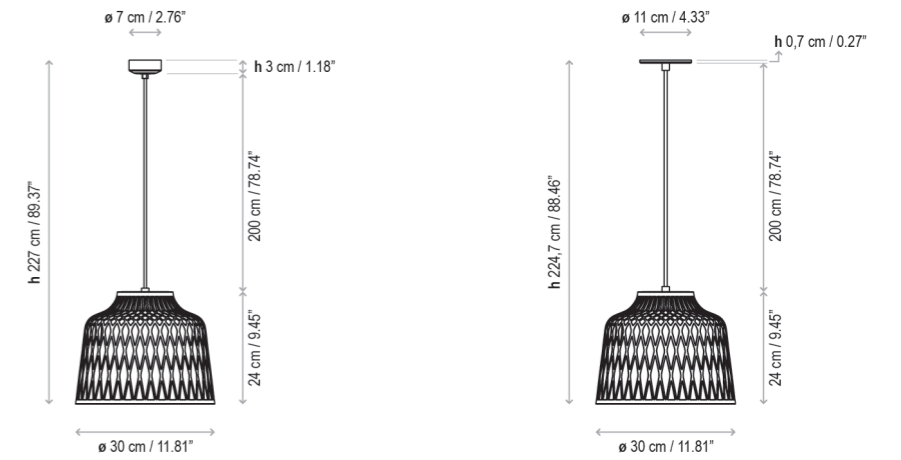
Soft S/30 | *Indoor*

Image does not show North American canopy.



Soft S/30 | *Indoor*

Image does not show North American canopy.



Soft S/30 | *Indoor*

IP-20 | 1 x MAX 15 W LED E-27 A60

Ivory fabric cable  
Cable textil color marfil

Only for North America

Soft S/30 | *Indoor*

DRY | 1 x MAX 15 W LED E-26 A19


Ivory fabric cable

Canopy Finishes  
Acabados florón



White / Only indoor  
Blanco / Solo indoor


Finishes  
Acabados



Light gray  
Gris claro



Ochre  
Ocre



Olive gray  
Gris oliva

Familia  
Family



# Syra

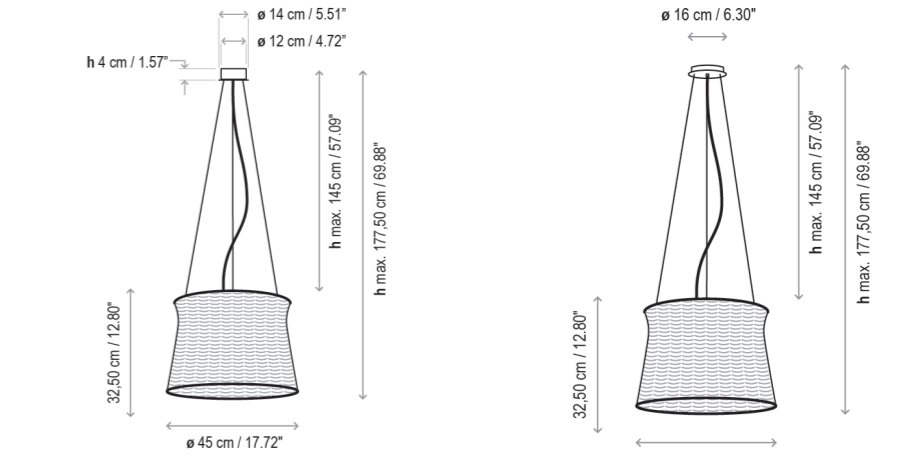
*Design by*  
Alex Fernández Camps / Gonzalo Milà | 2014





Syra are ideal products for covered terraces and porches that need warm light and gentle elements that offer good comfort. These features are achieved thanks to the synthetic fiber used for the shade's craftwork.

Las Syra son productos ideales para terrazas y porches cubiertos que necesiten luz cálida y elementos amables que ofrezcan buenas dosis de confort. Estas prestaciones se consiguen gracias a la fibra sintética utilizada para la confección artesanal de su gran pantalla.



### Syra 45 | Indoor


- IP20 | 20 W LED / CRI: 90 / 2700 K  
2640 lm light source / fuente de luz
- IP20 | DALI | 20 W LED / CRI: 90 / 2700 K  
2640 lm light source / fuente de luz

Only for North America


### Syra 45

- DRY | 20 W LED / CRI: 90 / 2700 K  
2640 lm light source
- DRY | 0-10V | 20 W LED / CRI: 90 / 2700 K  
2640 lm light source

### Structure Finishes Acabados Estructura



### Finishes Acabados



### Familia Family



# Tanit

*Design by*  
Gonzalo Milà | 2020

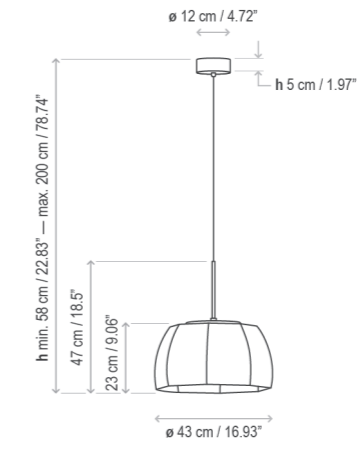






*The Tanit pendant version has a light and subtle appearance. The handwoven shade, with a thin waxed cotton cord, creates a horizontal light sieve in which the different angles generated by its eight faces intertwine to create a moiré effect.*

*Las Tanit de suspensión tienen un aspecto ligero y sutil. Su pantalla tejida a mano, con un cordel fino de algodón encerado, crea un tamiz de luz horizontal en la que los diferentes ángulos que generan sus ocho caras se entrecruzan creando un efecto moaré.*



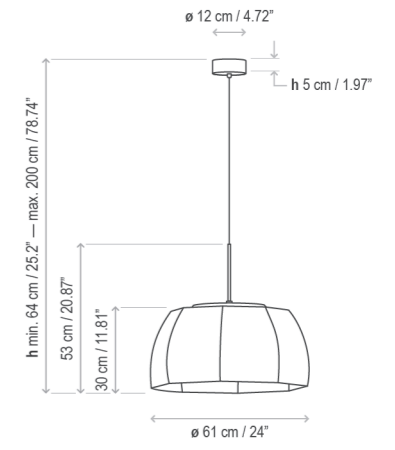
**Tanit S/43**

IP 20 TRIAC 14 W LED / CRI: 90 / 2700 K  
1400 lm fuente de luz / light source

Only for North America

**Tanit S/43**

DRY TRIAC 0-10V 14 W LED / CRI: 90 / 2700 K  
1400 lm light source



**Tanit S/61**

IP 20 TRIAC 24 W LED / CRI: 90 / 2700 K  
2400 lm fuente de luz / light source

Only for North America

**Tanit S/61**

DRY TRIAC 0-10V 24 W LED / CRI: 90 / 2700 K  
2400 lm light source

**Structure Finishes**  
*Acabados Estructura*



Matte black  
*Negro Mate*

**Finishes**  
*Acabados*



Beige Thread  
*Hilo Beige*

**Familia**  
*Family*

S/43	S/61	M/29/R
255	256	347

page / página

# Tibeta

Design by  
Christophe Mathieu | 2015



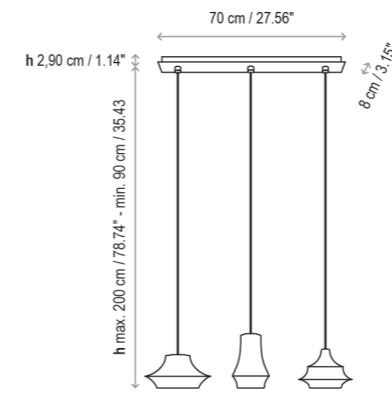
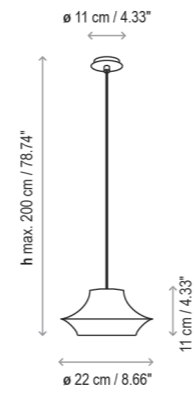
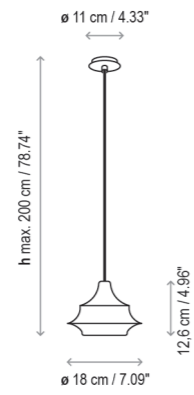
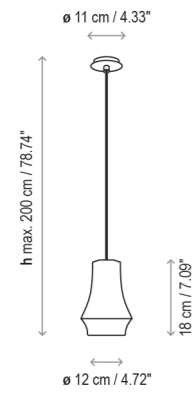


*Tibeta is a family of pendant lights made of a spun aluminum body available in three different sizes and shapes which can be used either individually or in groups of three or more units according to customer's needs.*

*Tibeta es una familia de luminarias de suspensión realizadas a partir de un cuerpo de aluminio torneado. Está formada por tres volúmenes de distintas dimensiones y formas, que pueden utilizarse individualmente o en conjuntos de tres o más, según las necesidades del cliente.*







### Tibeta 01

IP 20 TRIAC 8,7 W LED / CRI: 80 / 2900 - 3200 K  
610 lm fuente de luz / light source

### Tibeta 02

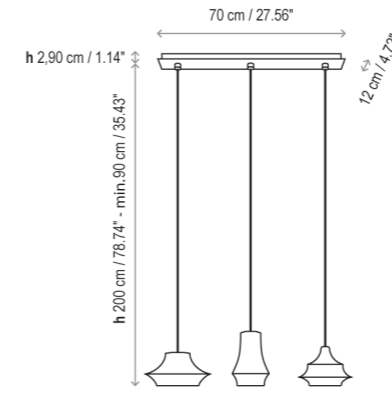
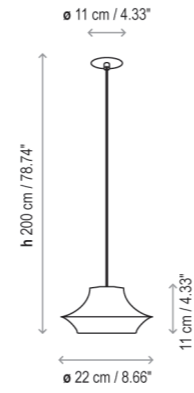
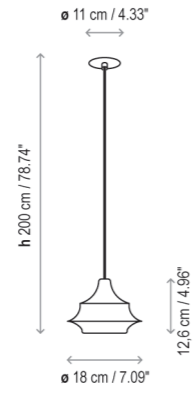
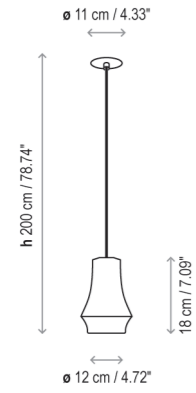
IP 20 TRIAC 8,7 W LED / CRI: 80 / 2900 - 3200 K  
610 lm fuente de luz / light source

### Tibeta 03

IP 20 TRIAC 13 W LED / CRI: 80 / 2900 - 3200 K  
935 lm fuente de luz / light source

### Tibeta Set3

IP 20 TRIAC 30,4 W LED / CRI: 80 / 2900 - 3200 K  
2155 lm fuente de luz / light source



Only for North America

Only for North America

Only for North America

Only for North America

### Tibeta 01

DRY TRIAC 8,7 W LED / CRI: 80 / 2900 - 3200 K  
610 lm light source

### Tibeta 02

DRY TRIAC 8,7 W LED / CRI: 80 / 2900 - 3200 K  
610 lm light source


### Tibeta 03

DRY TRIAC 13 W LED / CRI: 80 / 2900 - 3200 K  
935 lm light source


### Tibeta Set3

DRY TRIAC 30,4 W LED / CRI: 80 / 2900 - 3200 K  
2155 lm light source


### Finishes Acabados



Black Chrome  
Cromo Negro



Brilliant Copper  
Cobre Brillante



Antique Brass  
Latón Envejecido

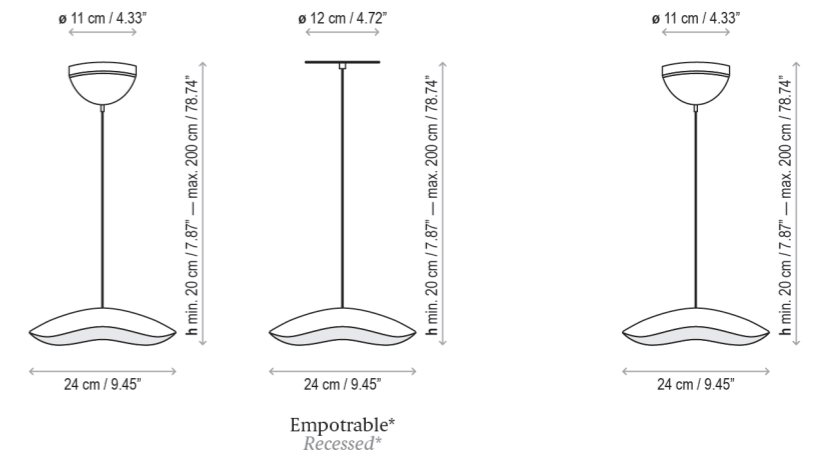
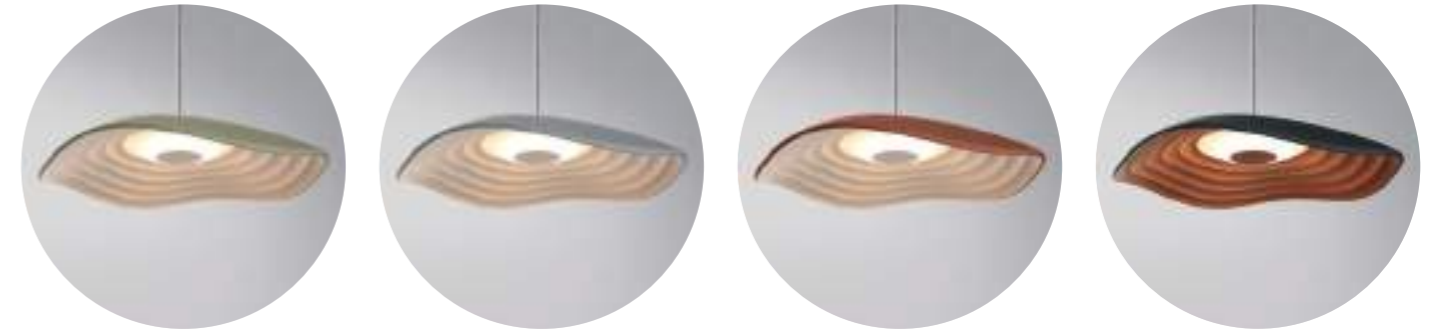
# Valentina

Design by  
Alex Fernández Camps | 2020









**Valentina S/24**

IP 20 TRIAC 6,5 W LED / CRI: 90 / 2700 K  
715 lm fuente de luz / light source


Only for North America

**Valentina S/24**

DRY TRIAC 6,5 W LED/CRI:90/2700 K  
715 lm light source

DRY 0-10V 6,5 W LED/CRI:90/2700 K  
715 lm light source

**Finishes**  
*Acabados*



**Familia**  
*Family*

S/24	M/29
269	351


QUALITY IS PART OF OUR DNA.  
IT HELPS US EXTEND OUR PRODUCTS' LIFETIME.

LA CALIDAD FORMA PARTE DE NUESTRO ADN.  
NOS AYUDA A ALARGAR LA VIDA DE NUESTROS  
PRODUCTOS.

LIGHT FIXTURES SHOULDN'T BE A FAST-MOVING  
CONSUMER PRODUCT.  
THEY ARE MORE THAN LIGHT FITTINGS,  
THEY ARE OBJECTS THAT ARE PART OF  
OUR SURROUNDINGS. YOU CAN REPAIR  
THEM WHEN THEY GET OLDER AND  
EXTEND THEIR LIFESPAN.

LAS LÁMPARAS NO DEBEN SER UN PRODUCTO  
DE CONSUMO RÁPIDO. SON MÁS QUE LUMINARIAS,  
SON OBJETOS QUE FORMAN PARTE DE NUESTRO  
ENTORNO. PUEDES REPARARLAS CUANDO  
ENVEJECEN Y ALARGAR SU VIDA.

JOANA BOVER

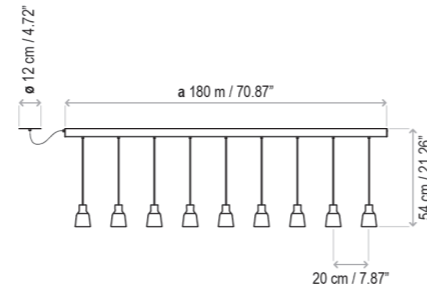
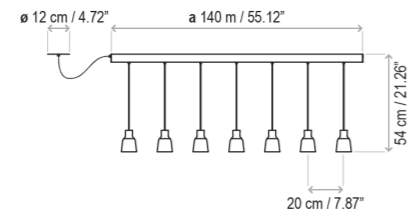
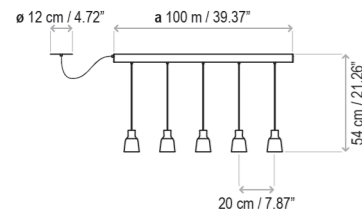


JUAN L. MARTIN

# Drip/Drop Linear

*Design by*  
Christophe Mathieu | 2017





### Drip/Drop Linear PF/05L

IP 20 | 01-10V / DALI / PUSH | 16 W LED / CRI: 90 / 2700 K  
1860 lm light source/fuente de luz

Only for North America

### Drip/Drop Linear PF/05L

DRY | 01-10V / PUSH | 16 W LED / CRI: 90 / 2700 K  
1860 lm light source

### Drip/Drop Linear PF/07L

IP 20 | 01-10V / DALI / PUSH | 22.4 W LED / CRI: 90 / 2700 K  
2604 lm light source/fuente de luz

Only for North America

### Drip/Drop Linear PF/07L

DRY | 01-10V / PUSH | 22.4 W LED / CRI: 90 / 2700 K  
2604 lm light source

### Drip/Drop Linear PF/09L

IP 20 | 01-10V / DALI / PUSH | 28.8 W LED / CRI: 90 / 2700 K  
3348 lm light source/fuente de luz

Only for North America

### Drip/Drop Linear PF/09L

DRY | 01-10V / PUSH | 28.8 W LED / CRI: 90 / 2700 K  
3348 lm light source

### Structure Finishes Acabados Estructura



Ebony Black  
Negro ébano


### Finishes Drip Acabados Drip



Transparent Glass  
Vidrio Transparente



Frosted Glass  
Vidrio Matizado



Green Glass  
Vidrio Verde

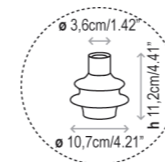


Blue Glass  
Vidrio Azul



Opal Polycarbonate  
Policarbonato Opal

### Finishes Drop Acabados Drop




Transparent Glass  
Vidrio Transparente



Frosted Glass  
Vidrio Matizado

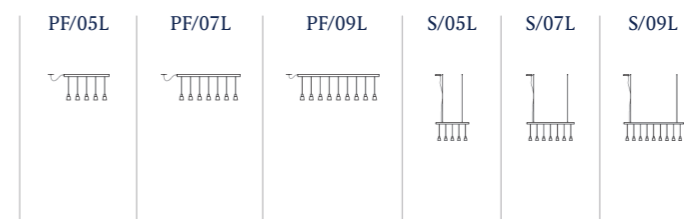


Green Glass  
Vidrio Verde



Blue Glass  
Vidrio Azul

### Family Familia



page / página

123

124

124

278

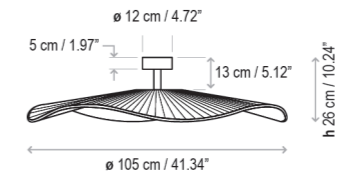
277

278

# Mediterrània

*Design by*  
Alex Fernández Camps | 2019





### Mediterrània PF/105

IP-20 TRIAC 17,1 W LED / CRI: 90 / 2700 K  
2064 lm light source / fuente de luz

Only for North America

### Mediterrània PF/105

DRY TRIAC 17,1 W LED / CRI: 90 / 2700 K  
2064 lm light source

DRY 0-10V 17,1 W LED / CRI: 90 / 2700 K  
2064 lm light source

### Canopy Finishes Acabados Florón



Matte White  
Blanco Mate

### Finishes Acabados



White Ribbon  
Cinta Blanca



Cream Ribbon  
Cinta Crema

### Familia Family

PF/105	S/105	S/105.2	PF/105	S/105
281	147	147	Outdoor Catalogue	
Indoor / Interior			Outdoor / Exterior	

Pantalla doble, consultar / Double shade, please consult.

# Mod

*Design by*  
Lázaro Rosa-Violán | 2019



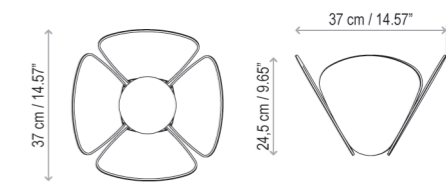

The Mod seeks its inspiration in the flora kingdom, as it can be grouped to form a garden of possibilities through the finishes of the clusters of flowers. The petals of its flowers are customizable, being able to adapt to almost all types of materials; Plates smooth, perforated, deployed or drawn and laser cut according to the agenda you want to use. They also accept natural materials, such as wood or raffia, and if we let our imagination fly, we can even crochet them with colored thread.

Las Mod buscan su inspiración en el mundo vegetal, porque pueden agruparse y formar un jardín de posibilidades a través de los acabados de sus racimos de flores. Los pétalos de sus flores son personalizables, pudiendo adaptarse a casi todo tipo de materiales; chapas lisas, perforadas, desplegadas o dibujadas y cortadas a láser según sea el temario que se quiera utilizar. También aceptan materiales naturales, como la madera o la rafia, y si dejamos volar nuestra imaginación, podemos tejerlas a ganchillo con hilos de colores.

Perforated White Metal  
Metal perforado blanco



Perforated Antique Brass  
Metal perforado latón envejecido





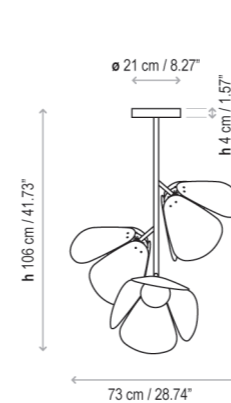
LIGHTS, SHADES AND SHADOWS.  
WE KNOW WE AREN'T PERFECT.  
THE MEDITERRANEAN IS  
THE BASIS OF OUR CULTURE  
AND WE'RE NOT ABLE TO  
PREVENT ITS DETERIORATION.

LUCE, MATICES Y SOMBRAS.  
SABEMOS QUE NO SOMOS PERFECTOS.  
EL MEDITERRÁNEO ES LA BASE  
DE NUESTRA CULTURA  
Y NO SOMOS CAPACES DE EVITAR  
SU DETERIORO.

JOANA BOVER



JUAN LINARES



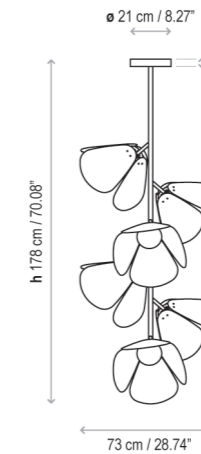
Mod PF/73/3L

IP-20 TRIAC 9 W LED / CRI: 90 / 2700 K  
1035 lm light source / fuente de luz

Only for North America

Mod S/73/3L

DRY TRIAC 9 W LED / CRI: 90 / 2700 K  
1035 lm light source



Mod PF/73/6L

IP-20 TRIAC 18 W LED / CRI: 90 / 2700 K  
2070 lm light source / fuente de luz

Only for North America

Mod S/73/6L

DRY TRIAC 18 W LED / CRI: 90 / 2700 K  
2070 lm light source



Mod PF/73/9L


IP-20 TRIAC 27 W LED / CRI: 90 / 2700 K  
3105 lm light source / fuente de luz

Only for North America


Mod S/73/9L

DRY TRIAC 27 W LED / CRI: 90 / 2700 K  
3105 lm light source

Structure Finishes  
Acabados Estructura




White Metal  
Metal Blanco




Pearl Beige  
Beige perlado


Finishes  
Acabados



White Metal  
Metal Blanco

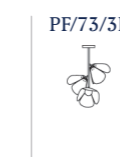


Perforated White  
Metal  
Metal Blanco  
Perforado

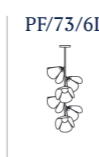


Perforated  
Antique Brass  
Latón Envejecido  
Perforado

Familia  
Family



289



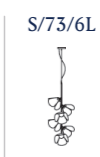
285



287



164



161



163

page / página

# Nut

*Design by*  
Estudi Manel Molina | 2021



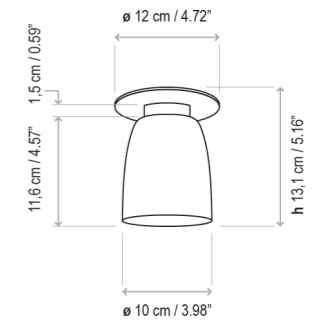
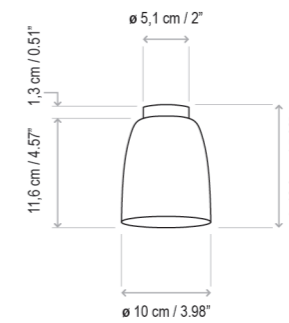
OUR MISSION IS TO ILLUMINATE  
IN A MEANINGFUL WAY AND WITHOUT EXCESS,  
HIGHLIGHTING THE  
NATURAL LIGHT  
OF THE MEDITERRANEAN.

NUESTRA MISIÓN ES ILUMINAR  
CON SENTIDO Y SIN EXCESOS,  
PONIENDO EN VALOR,  
LA LUZ NATURAL DEL MEDITERRÁNEO.

JAANA BOVER



Image does not show north American canopy



Nut PF/10 | Outdoor

IP 54 TRIAC 6,3 W LED / CRI: 90 / 2700 K  
950 lm fuente de luz / light source

Only for North America

Nut PF/10 | Outdoor


WET 0-10V 6,3 W LED / CRI: 90 / 2700 K  
950 lm light source

WET TRIAC 6,3 W LED / CRI: 90 / 2700 K  
950 lm light source

Finishes  
Acabados



Black  
Negro



White  
Blanco



Light grey  
Gris claro



Terracotta  
Teja

Familia  
Family

S/10	A/01	PF/10	B/60	B/90	B/90/2L
192	47	291	Outdoor Catalogue		

page / página

Indoor  
Interior

Outdoor / Exterior

# Plafonet

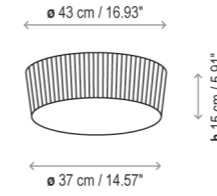
*Design by*  
Joana Bover | 2005





*Elegant with its shape, harmonious and of discrete proportions, this ceiling lamp provides light to entrances and corridors.*

**Elegante por su forma, armónico y de discretas proporciones, este plafón ha sido pensado para dar luz a recibidores y pasillos.**



### Plafonet 43

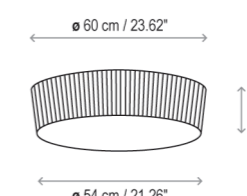
IP 20 | 2 x MAX 9W LED P45 E-27

Only for North America

### Plafonet 43

DRY | 2 x 60 W E26 A15 INC

DRY | 2 x 5 W E26 A15 LED



### Plafonet 60

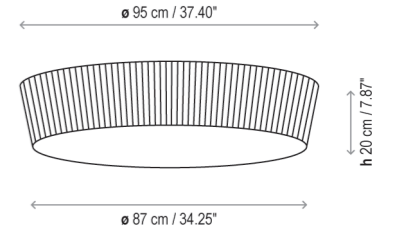
IP 20 | 4 x MAX 9W LED P45 E-27

Only for North America

### Plafonet 60

DRY | 4 x 60 W E26 A15 INC

DRY | 4 x 5 W E26 A15 LED



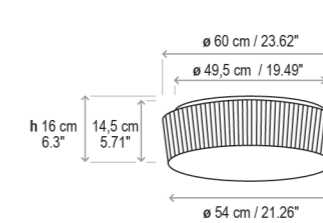
### Plafonet 95

IP 20 | 6 x MAX 15W LED P45 E-27

Only for North America

### Plafonet 95

DRY | 6 x 10 W E26 A19 LED



### Plafonet 60 LED

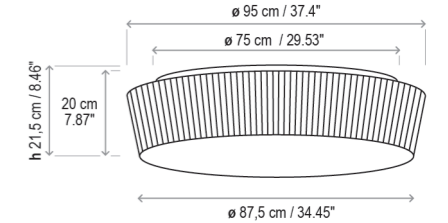
IP 20 | TRIAC | 39 W LED / CRI: 90 / 2700 K  
5400 lm fuente de luz / light source

Only for North America

### Plafonet 60 LED

DRY | TRIAC | 39 W LED / CRI: 90 / 2700 K  
5400 lm fuente de luz

DRY | 0-10V | 39 W LED / CRI: 90 / 2700 K  
5400 lm fuente de luz



### Plafonet 95 LED

IP 20 | TRIAC | 58 W LED / CRI: 90 / 2700 K  
8000 lm fuente de luz / light source

Only for North America

### Plafonet 95 LED


DRY | TRIAC | 58 W LED / CRI: 90 / 2700 K  
8000 lm fuente de luz

DRY | 0-10V | 58 W LED / CRI: 90 / 2700 K  
8000 lm fuente de luz

### Finishes Acabados



White Ribbon  
Cinta Blanca



Cream Ribbon  
Cinta Crema

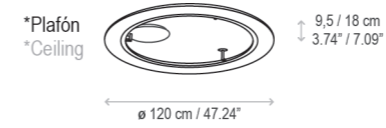


White Cotton  
Cotonet Blanco

# Roda

*Design by*  
Joana Bover | 2022





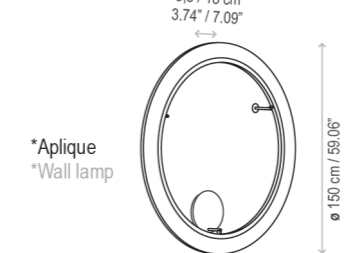
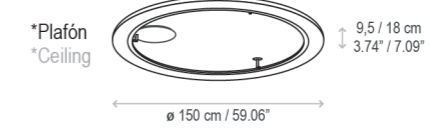
Roda PF/120

IP-20 50,8 W LED / CRI: 90 / 2700 K  
6600 lm fuente de luz / light source

Only for North America

Roda PF/120

DRY 50,8 W LED / CRI: 90 / 2700 K  
6600 lm light source



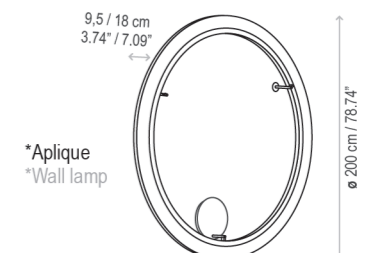
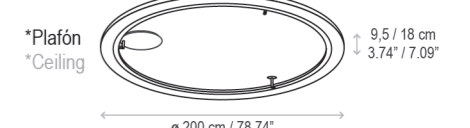
Roda PF/150

IP-20 65,5 W LED / CRI: 90 / 2700 K  
8500 lm fuente de luz / light source

Only for North America

Roda PF/150

DRY 65,5 W LED / CRI: 90 / 2700 K  
8500 lm light source



Roda PF/200

IP-20 85,7 W LED / CRI: 90 / 2700 K  
11100 lm fuente de luz / light source

Only for North America

Roda PF/200

DRY 85,7 W LED / CRI: 90 / 2700 K  
11100 lm light source

Structure Finishes  
Acabados Estructura




Graphite Brown  
Marrón Grafito

Finishes  
Acabados



White Ribbon  
Cinta Blanca



Cream Ribbon  
Cinta Crema

Family  
Familia

S/120	S/150	S/200	S/120/V	S/150/V	S/200/V	PF/120	PF/150	PF/200
202	202	202	201	201	204	61/299	61/299	61/299

# Siam

*Design by*  
Joana Bover | 2010







*Siam breaths a certain oriental air. A luminaire that allow to create different individual or group compositions, superposing shades partially, and creating a perfect mural for any space.*

*Siam respira un cierto aire oriental. Una luminaria que nos permite realizar distintas composiciones individuales o en grupos, sobreponiendo las pantallas parcialmente, creando un mural adecuado a cada espacio y necesidad.*

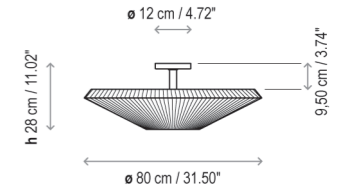


OBSERVING THE LIFE  
AROUND US IS A CONSTANT  
SOURCE FOR LEARNING.  
THE LANDSCAPE OF OUR  
CHILDHOOD ACCOMPANIES  
US AND MANIFESTS IN THE  
SHAPES AND COLOURS  
OF OUR ARCHITECTURE.

CONTEMPLAR LA VIDA QUE  
NOS RODEA ES UN  
APRENDIZAJE CONSTANTE.  
EL PAISAJE DE NUESTRA  
NIÑEZ NOS ACOMPAÑA  
Y SE MANIFIESTA EN LAS  
FORMAS Y LOS COLORES  
DE NUESTRA  
ARQUITECTURA.

JOANA BOVER





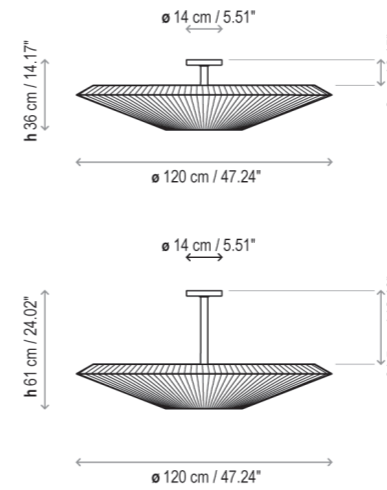
### Siam 80

IP-20 | 3 x MAX 9W LED P45 E-27

Only for North America

### Siam 80

DRY | 3 x 10 W E26 A19 LED



### Siam 120

Small Structure / Estructura Pequeña

IP-20 | 6 x MAX 15W LED A60 E-27

Big Structure / Estructura Grande

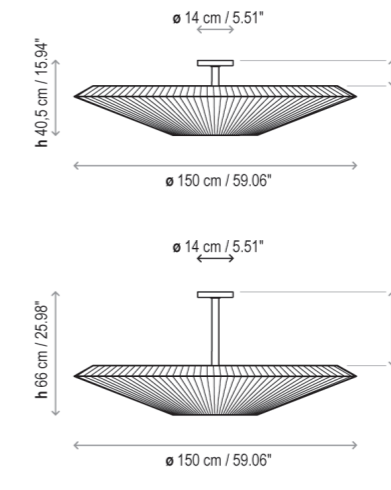
IP-20 | 6 x MAX 15W LED A60 E-27

Only for North America

### Siam 120

DRY | 6 x 60 W E26 A15 INC

DRY | 6 x 10 W E26 A19 LED



### Siam 150

Small Structure / Estructura Pequeña

IP-20 | 6 x MAX 15W LED A60 E-27

Big Structure / Estructura Grande

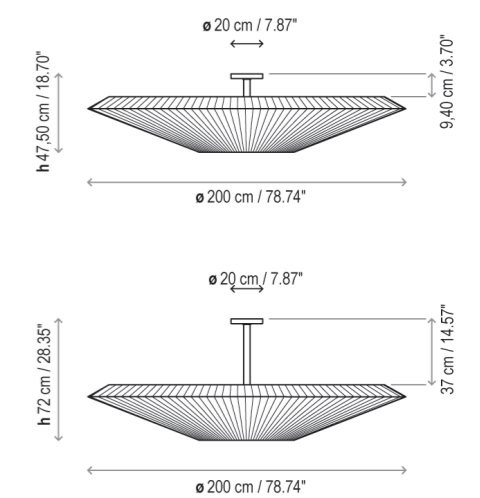
IP-20 | 6 x MAX 15W LED A60 E-27

Only for North America

### Siam 150

DRY | 6 x 60 W E26 A15 INC

DRY | 6 x 10 W E26 A19 LED



### Siam 200

Small Structure / Estructura Pequeña

IP-20 | 8 x MAX 15W LED A60 E-27

Big Structure / Estructura Grande

IP-20 | 8 x MAX 15W LED A60 E-27

Only for North America


### Siam 200

DRY | 8 x 60 W E26 A15 INC

DRY | 8 x 10 W E26 A19 LED

### Structure Finishes

Acabados Estructura



Satin Nickel  
Níquel Satinado

### Finishes

Acabados



White Ribbon  
Cinta Blanca



Cream Ribbon  
Cinta Crema

# Urban

*Design by*  
Joana Bover | 2011





312 | Handcrafted | *Plafones/Ceiling lamps* | Urban PF/60 - Urban PF/90

YOU ALWAYS GO BACK TO THE OLD  
PLACES WHERE YOU LOVED LIFE

CHAVELA VARGAS

UNO SIEMPRE VUELVE  
A LOS SITIOS DONDE  
AMÓ LA VIDA.

CHAVELA VARGAS

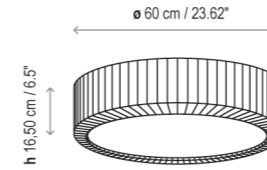


JUAN LINARES



The Urban collection offers ambient light through its handmade ribbon shade, bringing warmth and timelessness to both residential and commercial environments.

La colección Urban ofrece luz de ambiente a través de la pantalla de cinta hecha a mano, aportando calidez e intemporalidad tanto a ambientes residenciales como contract.



### Urban PF/60

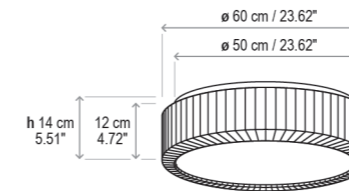
IP-20 | 4 x MAX 9W LED P45 E-27

Only for North America

### Urban PF/60

DRY | 4 x 60 W E26 A15 INC

DRY | 4 x 5 W E26 A19 LED



### Urban PF/60

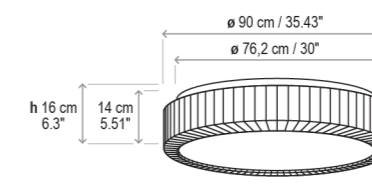
IP 20 | TRIAC | 39 W LED / CRI: 90 / 2700 K  
5400 lm fuente de luz / light source

Only for North America

### Urban PF/60

DRY | TRIAC | 39 W LED / CRI: 90 / 2700 K  
5400 lm fuente de luz

DRY | 0-10V | 39 W LED / CRI: 90 / 2700 K  
5400 lm fuente de luz



### Urban PF/90

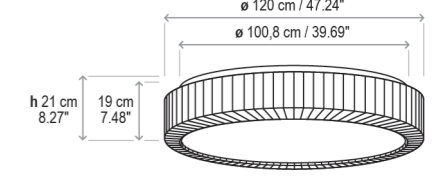
IP 20 | TRIAC | 58 W LED / CRI: 90 / 2700 K  
8000 lm fuente de luz / light source

Only for North America

### Urban PF/90

DRY | TRIAC | 58 W LED / CRI: 90 / 2700 K  
8000 lm fuente de luz

DRY | 0-10V | 58 W LED / CRI: 90 / 2700 K  
8000 lm fuente de luz



### Urban PF/120

IP 20 | 0/1-10V / DALI / PUSH | 86 W LED / CRI: 90 / 2700 K  
12200 lm fuente de luz / light source


Only for North America

### Urban PF/120

DRY | TRIAC | 86 W LED / CRI: 90 / 2700 K  
12200 lm fuente de luz

DRY | 0-10V | 86 W LED / CRI: 90 / 2700 K  
12200 lm fuente de luz


### Finishes Acabados



Brilliant Chrome  
Cromo Brillante



White Ribbon  
Cinta Blanca



Cream Ribbon  
Cinta Crema



↓ VAN UNARIS


THE IDEAL WORKSPACE IS THE PLACE WHERE  
YOU CAN BRING OUT YOUR VERY BEST IN  
THE SHORTEST TIME POSSIBLE.

EL ESPACIO IDEAL DE TRABAJO.  
ES AQUEL LUGAR DONDE PUEDES SACAR  
LO MEJOR DE TI EN EL MENOR TIEMPO.

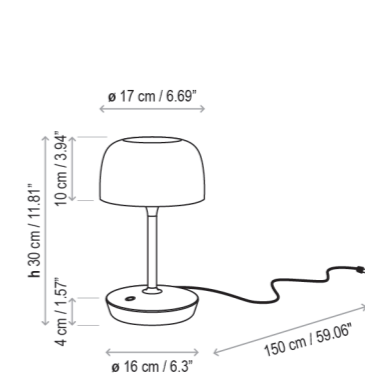
JOANA BOVER

# Bol

*Design by*  
Estudi Manel Molina | 2022

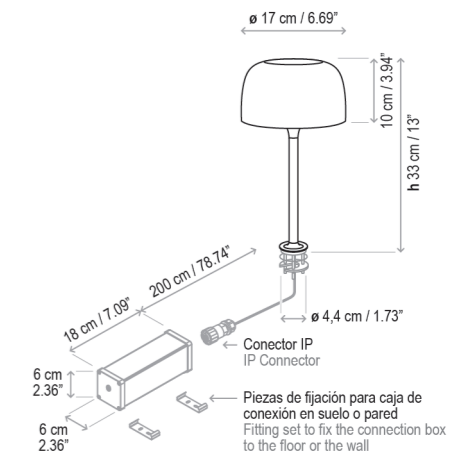






### Bol M/30

IP-20 8.4 W LED / CRI: 90 / 2700 K  
1200 lm light source / fuente de luz



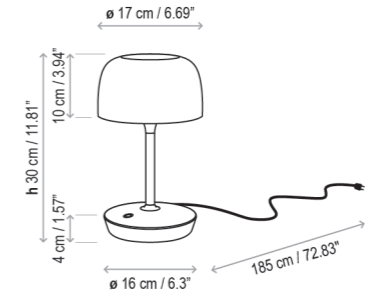
### Bol M/33

IP-20 8.4 W LED / CRI: 90 / 2700 K  
1200 lm light source / fuente de luz

Only for North America

### Bol M/30

DRY 8.4 W LED / CRI: 90 / 2700 K  
1200 lm light source



Only for North America

### Bol M/30

DRY 8.4 W LED / CRI: 90 / 2700 K  
1200 lm light source

Finishes  
Acabados



Ebony Black  
Negro ébano

Family  
Familia

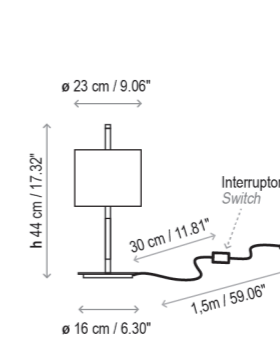
A/01	S/4L	S/6L	M/30	M/33	P/130
13	87	81	319	320	357

page / página

# Danona

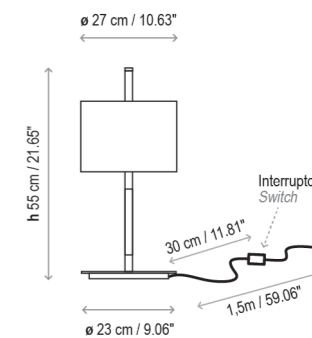
*Design by*  
Joana Bover | 2002





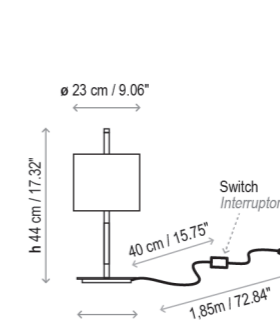
Danona Mini

IP-20 | 1 x MAX 6W LED P45 E-27



Danona T

IP-20 | 1 x MAX 6W LED P45 E-27

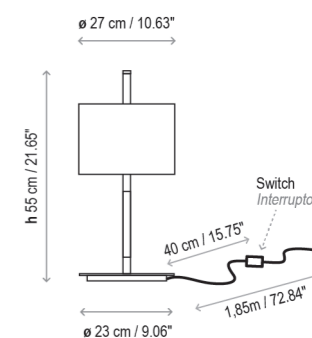


Only for North America

Danona Mini

DRY | 1 x 60 W E26 A15 INC

DRY | 1 x 5 W E26 A15 LED



Only for North America

Danona T

DRY | 1 x 60 W E26 A15 INC

DRY | 1 x 5 W E26 A15 LED

Structure Finishes  
Acabados Estructura



Satin Nickel  
Níquel Satinado




Satin Nickel + Dark Leather  
Níquel Satinado + Piel Oscura

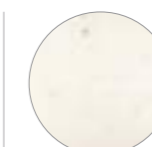
Finishes  
Acabados



White Ribbon  
Cinta Blanca



Cream Ribbon  
Cinta Crema



Cotton  
Blanco

Familia  
Family

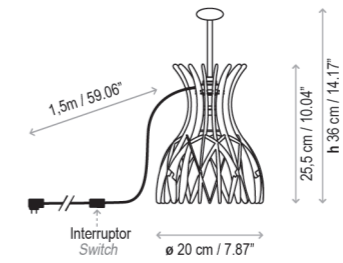
Mini	T	P
324	323	361

page / página

# Domita

*Design by*  
Benedetta Tagliabue / Joana Bover | 2019





### Domita M/36

IP-20 | 1 x MAX 8 W LED GU5.3

Only for North America

### Domita M/36

DRY | 1 x 8 W LED GU5.3

#### Structure Finishes Acabados Estructura



Graphite Brown  
Marrón Grafito

#### Finishes Acabados



Natural Wood  
Madera Natural

#### Family Família

S/20	S/20/3L	S/20/4L	S/20/7L	S/20/13L	S/20/19L	M/36
101	106	108	109	109	107	327

page / página

# Drip/Drop

*Design by*  
Christophe Mathieu | 2017





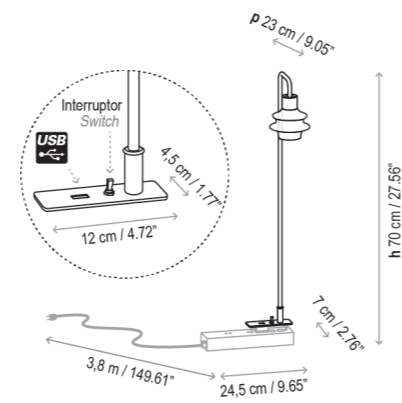
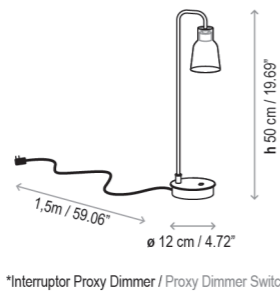
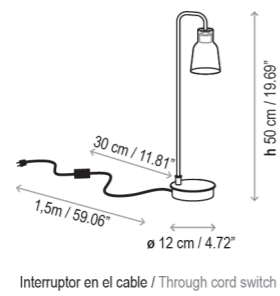
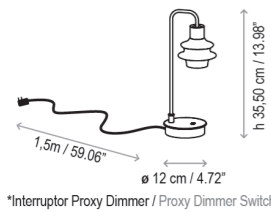
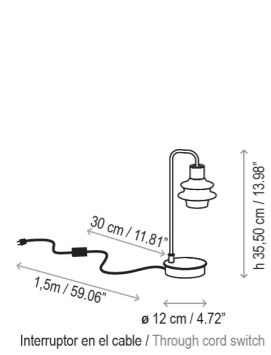
*All Drip & Drop models pay special attention to detail, to the quality of light, its brightness, color and contrast but especially to the specific needs they meet.*

*Todos los modelos de Drip & Drop prestan especial atención al detalle, a la calidad de la luz, sus brillos, colores y contrastes, pero sobre todo a la necesidad específica que han de cubrir.*









### Drip/Drop M/36

IP-20 | 3 W LED / CRI: 90 / 2700 K  
345 lm light source / fuente de luz

Only for North America

### Drip/Drop M/36

DRY | 3 W LED / CRI: 90 / 2700 K  
345 lm light source

### Drip/Drop M/50

IP-20 | 3 W LED / CRI: 90 / 2700 K  
345 lm light source / fuente de luz

Only for North America

### Drip/Drop M/50

DRY | 3 W LED / CRI: 90 / 2700 K  
345 lm light source

### Drip/Drop M/70

IP-20 | 3 W LED / CRI: 90 / 2700 K  
345 lm light source / fuente de luz

Only for North America  
DRY

### Drip/Drop M/70

3 W LED / CRI: 90 / 2700 K  
345 lm light source

### Structure Finishes Acabados Estructura



Ebony Black  
Negro ébano

### Finishes Drip Acabados Drip



Transparent Glass  
Vidrio Transparente



Frosted Glass  
Vidrio Matizado



Green Glass  
Vidrio Verde

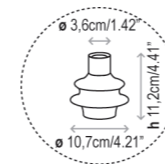


Blue Glass  
Vidrio Azul



Opal Polycarbonate  
Policarbonato Opal

### Finishes Drop Acabados Drop



Transparent Glass  
Vidrio Transparente



Frosted Glass  
Vidrio Matizado



Green Glass  
Vidrio Verde



Blue Glass  
Vidrio Azul

### Family Familia

page / página

A/01	A/02	A/03	S/01	S/03	S/07	S/12	S/24	S/36	S/48	M/36	M/50	M/70	P/131
25	23	26	111	111	111	111	111	111	111	331	331	333	365

# Nans Portable

*Design by*  
Joana Bover | 2021





**Nans Portable M/21/R | Indoor**

IP-20 | 3 W LED / CRI: 90 / 2700 K  
460 lm light source / fuente de luz  
5Vdc 1,5A

Only for North America

**Nans M/21/R | Indoor**


DRY | 3 W LED / CRI: 90 / 2700 K  
460 lm light source  
5Vdc 1,5A

**Structure Finishes**  
*Acabados Estructura*




Graphite Brown  
*Marrón Grafito*

**Finishes**  
*Acabados*



Red  
*Roja*

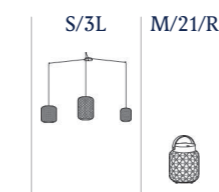


Brown  
*Marrón*



Beige  
*Beige*

**Familia**  
*Family*



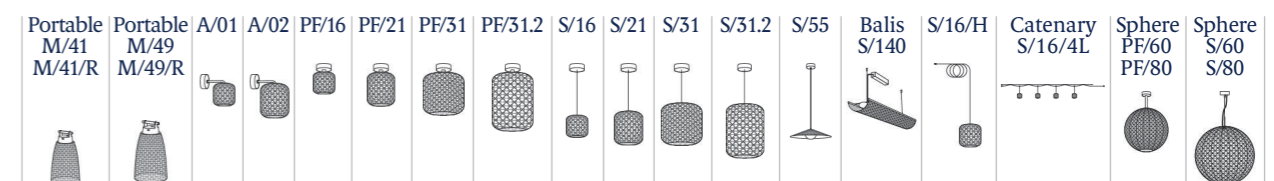
page / página

172

339

Indoor / Interior

**Familia**  
*Family*



page / página

Outdoor Catalogue

Outdoor / Exterior

# Nón Lá

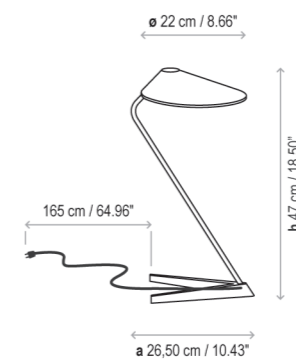
*Design by*  
Jorge Pensi Design Studio | 2015



BARCELONA IS A DYNAMIC CITY WHERE CULTURAL DIVERSITY LIVES HAPPILY WITH ITS LIGHT AND COLOUR. ROUNDED AND SINUOUS SHAPES THAT ARE INSPIRED BY THE DESIGN, ARCHITECTURE AND ART ENVELOPED IN ITS STREETS.

BARCELONA ES UNA CIUDAD DINÁMICA DONDE LA DIVERSIDAD CULTURAL CONVIVE FELIZMENTE CON SU LUZ Y COLOR. FORMAS REDONDEADAS Y SINUOSAS QUE SE INSPIRAN EN EL DISEÑO, LA ARQUITECTURA Y EL ARTE QUE ENVUELVE SUS CALLES.

JOANA BOVER



Nón Lá T

IP-20 PROXY 10,5 W LED / CRI: 90 / 2700 K  
1200 lm light source/fuente de luz

Only for North America

Nón Lá T

DRY PROXY 10,5 W LED / CRI: 90 / 2700 K  
1200 lm light source

Structure Finishes A/03 , A/04  
Acabados Estructura A/03 , A/04




Graphite Brown  
Marrón Grafito


Finishes  
Acabados



White Lacquer  
Lacado Blanco



Chrome  
Cromo



Satin copper  
Cobre Brillante


Family  
Familia

A/01	A/03	A/04	S	Set 3 Rectangular	T	Not available for North American Market	S	Set 3 Rectangular
43	42	41	177	179	343			

page / página

# Tanit

*Design by*  
Gonzalo Milà | 2019



Tanit is a portable and rechargeable table lamp, with soft light diffused through a screen woven by hand with cotton thread. Due to its lightness, size and autonomy, Tanit lamp can have different applications both in the domestic area as well as on terraces of restaurants and hotels. Its portability allows us to take a few steps further and transform the outdoor spaces into cozy areas of tranquility and light quality.

Tanit es una lámpara de sobremesa portátil y recargable, de luz suave y tamizada por una pantalla tejida de forma artesanal con hilo de algodón. Por su ligereza, tamaño y autonomía, las lámparas Tanit pueden tener distintas aplicaciones tanto en el ámbito doméstico como en terrazas de restaurantes y hoteles. Su portabilidad nos permite dar unos pasos más allá y transformar los espacios de exterior en acogedoras zonas de tranquilidad y calidad lumínica.



#### Tanit M/29/R | Indoor

IP20 | 1,5 W LED / CRI: 80 / 2700 K  
54 lm fuente de luz / light source  
5Vdc — 1,5A

Only for North America

#### Tanit M/29/R | Indoor

DRY | 1,5 W LED/CRI:80/2700 K  
54 lm light source  
5Vdc — 1,5A

#### Handle Finishes Acabados Asa



Silicone Terracota  
Silicona Terracota



Silicone Brown  
Silicona Marrón

#### Finishes Acabados



Beige Thread  
Hilo Beige

#### Familia Family



page / página

255

256

347

# Valentina

*Design by*  
Alex Fernández Camps | 2020

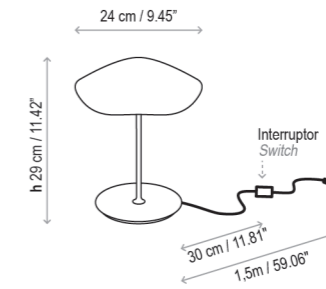






The concept of this lamp is based on a smooth head which draws a wavy shape on its perimeter, the clear contrast with the lamp inner part, that reminds us of the gentle and small oscillations that marine currents form on the Mediterranean coast.

El concepto de la luminaria parte de un cabezal liso que dibuja en su perímetro un contorno ondulado, en claro contraste con el cuerpo interior de la luminaria, que nos recuerda, las suaves y pequeñas oscilaciones que las corrientes marinas forman a orillas del Mediterráneo.



### Valentina M/29


IP20 | 6,5 W LED / CRI: 90 / 2700 K  
715 lm fuente de luz / light source

Only for North America

### Valentina M/29

DRY | 6,5 W LED/CRI:90/2700 K  
715 lm light source

### Finishes Acabados



### Familia Family

	S/24	M/29
page / página	269	351



REFLECTING  
ON THE BEAUTY  
OF TRADITION  
AND THE IMPORTANCE  
OF KNOWING HOW  
TO CHOOSE  
GOOD ROUTINES  
TO ACCOMPANY US  
IN OUR  
DAILY LIFE.

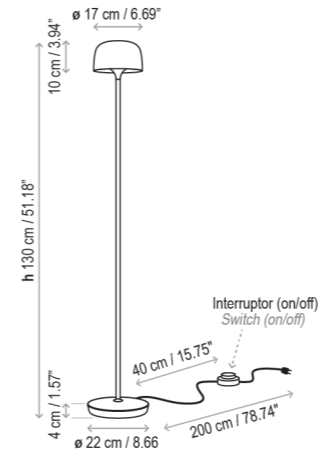
REFLEXIONAR SOBRE  
LA BELLEZA  
DE LA TRADICIÓN  
Y LA IMPORTANCIA  
DE SABER ELEGIR  
BUENAS RUTINAS  
QUE NOS ACOMPAÑEN  
EN NUESTRO  
DÍA A DÍA.

JOANA BOVER

# Bol

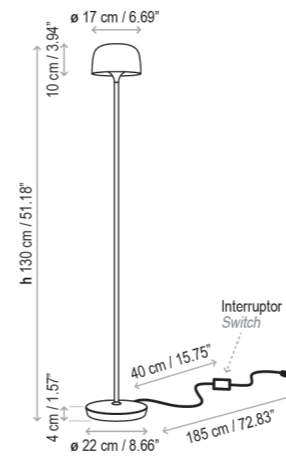
*Design by*  
Estudi Manel Molina | 2022





**Bol P/130**

IP-20 8.4 W LED / CRI: 90 / 2700 K  
1200 lm light source / fuente de luz



Only for North America

**Bol P/130**

DRY 8.4 W LED / CRI: 90 / 2700 K  
1200 lm light source



**Finishes**

Acabados



Ebony Black  
Negro ébano

**Family**  
Familia

A/01	S/4L	S/6L	M/30	M/33	P/130
13	87	81	319	320	357

page / página

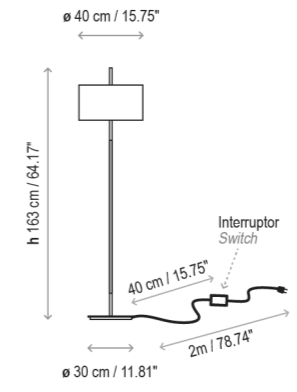
# Danona

*Design by*  
Joana Bover | 2002



Danona is a good example of contemporaneous and timeless product adaptable to any environment. Both leather along with the ribbon shades contribute to its warmth.

Danona es un claro ejemplo de un producto contemporáneo e intemporal que se adapta a cualquier ambiente o aplicación. Tanto la piel como las pantallas le aportan calidez.



### Danona P

IP-20 | 2 x MAX 6W LED P45 E-27


Only for North America

### Danona P

DRY | 2 x 60 W E26 A15 INC

DRY | 2 x 5 W E26 A15 LED

#### Structure Finishes Acabados Estructura



Satin Nickel  
Níquel Satinado




Satin Nickel + Dark Leather  
Níquel Satinado + Piel Oscura

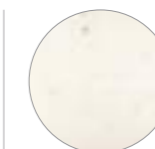
#### Finishes Acabados



White Ribbon  
Cinta Blanca



Cream Ribbon  
Cinta Crema



Cotton  
Blanco

#### Familia Family

	Mini	T	P
page / página	324	323	361

# Drip/Drop

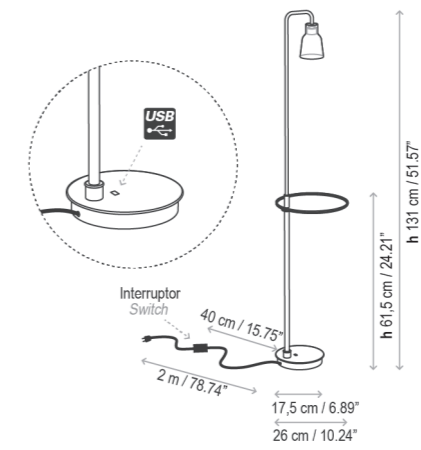

*Design by*  
Christophe Mathieu | 2017





*Drip and Drop floor version includes a tray and a USB connection, ideal for charging your phone in the reception area of a hotel or a bar while we chat.*

**La versión de pie de Drip & Drop dispone de bandeja y conexión USB, ideal para cargar el móvil en la recepción de un hotel o en un bar mientras charlamos.**



### Drip/Drop P/131

IP-20 | 3 W LED / CRI: 90 / 2700 K  
345 lm light source / fuente de luz

Only for North America

### Drip/Drop P/131

DRY | 3 W LED / CRI: 90 / 2700 K  
345 lm light source

### Structure Finishes Acabados Estructura



Ebony Black  
Negro ébano

### Finishes Drip Acabados Drip



Transparent Glass  
Vidrio Transparente



Frosted Glass  
Vidrio Matizado



Green Glass  
Vidrio Verde

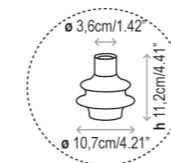


Blue Glass  
Vidrio Azul



Opal Polycarbonate  
Policarbonato Opal

### Finishes Drop Acabados Drop



Transparent Glass  
Vidrio Transparente



Frosted Glass  
Vidrio Matizado



Green Glass  
Vidrio Verde




Blue Glass  
Vidrio Azul

Family Familia	A/01	A/02	A/03	S/01	S/03	S/07	S/12	S/24	S/36	S/48	M/36	M/50	M/70	P/131
page / página	25	23	26	111	111	111	111	111	111	111	331	331	333	365



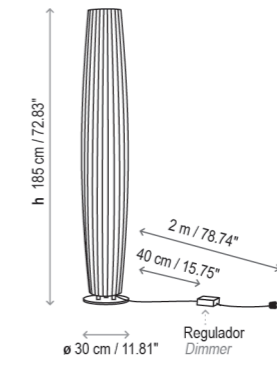
# Maxi

*Design by*  
Joana Bover | 2004



*Elegant, subtle and imposing; Maxi provides warm lighting and timeless design, which gracefully adapts to the passage of time without losing its contemporary feel.*

**Elegante, sutil e imponente; Maxi aporta iluminación cálida y diseño intemporal, que se adapta sin estridencias al paso del tiempo sin perder su acento contemporáneo.**



**Maxi P/03**


IP-20 4 x 15 W LED A60 E-27

Only for North America

**Maxi P/03**

DRY 4 x 60 W E26 A15 INC

**Structure Finishes**  
*Acabados Estructura*



Satin Nickel  
*Níquel Satinado*

**Finishes**  
*Acabados*

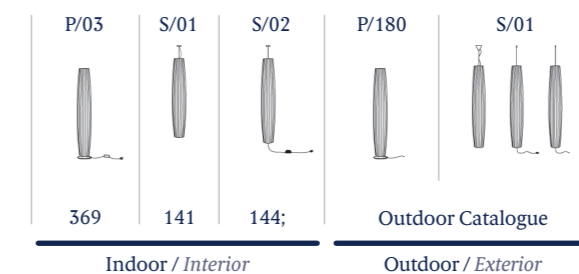


White Ribbon  
*Cinta Blanca*



Cream Ribbon  
*Cinta Crema*

**Familia**  
*Family*



page / página

*Diseño Gráfico / Graphic Designer*  
Miquel Llach

*Ilustraciones / Illustrations*  
Juan Linares

*Fotografías / Photographers*  
Jordi Solé / J.E. Estudi Disseny

*Agradecimientos / Special Thanks*  
Mireia Sust / Hoteles Vincci  
Hoteles Meliá / Mallorca  
Hostal Empúries / L'Escala  
Maison Diez Company / México  
Moss Floristas / Madrid  
Hotel Arrey / Alella  
Granja El Melindro / Cardedeu  
Xavi Arimont / Hotel Mas Salvi

*Depósito Legal / Legal Deposit:* 18084-09

Diciembre 2022